



EDITION 22



Furniture | Seating | Storage | Home Office | Office Accessories

CONTENTS

FURNITURE

OSLO BENCH DESKS

Bench Systems **P 006**

EVOLVE PLUS BENCH DESKS

Bench Systems **P 016**

Evolve Plus Accessories **P 023**

IMPULSE FURNITURE

Box Leg Table **P 054**

Black Series **P 060**

Conference Panel End Table **P 064**

Conference Table **P 064**

Contract Desk **P 026**

Folding & Fliptop Table **P 058**

Italia Table **P 050**

Panelled Desk **P 034**

Post Leg Table **P 054**

Storage **P 066**

Systems Desk **P 030**

Two-Tone Desk **P 038**

AIR SIT-STAND

Backdrop Screen **P 047**

Desk Accessories **P 047**

Height Adjustable Desk **P 042**

HOME OFFICE

Chester Desk **P 048**

Fleur Desk **P 048**

HIGH GLOSS

Desk High Cupboard **P 073**

Height Adjustable Table **P 064**

Writable Table **P 072**

DESK ACCESSORIES

Cable Management Tray **P 074**

Cable Management Spine **P 075**

Desk Top Screen (Impulse) **P 076**

Pose Monitor Arms **P 074**

Power & Network Cable **P 074**

Steel Mobile Pedestals **P 075**

OFFICE SCREEN

Backdrop Screen **P 078**

Desktop Screen **P 079**

Floor Screen **P 078**

Protective Screen **P 079**

Vision Screen **P 078**

QUBE STORAGE

Accessories **P 085**

Cupboard **P 084**

Filing Cabinet **P 082**

Steel Lockers **P 085**

Tambour Cupboard **P 083**

SECURITY

Cash Deposit **P 087**

Datacombi Safe **P 089**

Fire & Security Safe **P 088**

Fire Ranger Safe **P 089**

Fortress Security Safe **P 089**

Home & Office Safe **P 088**

Key Cabinet **P 087**

Key Deposit Safe **P 087**

Vertical Fire File **P 088**

SEATING

POSTURE

Chiro Range **P 096**

Domino **P 106**

Ergo Click **P 105**

Ergo Click Plus **P 104**

Ergo Twist **P 105**

Onyx **P 102**

Sitall Deluxe **P 107**

Spry **P 107**

Stealth II **P 100**

TASK & OPERATOR

Barcelona Deluxe **P 111**

Camden **P 127**

Chiro Range **P 116**

Denver **P 119**

Dura **P 126**

Eclipse Plus Range **P 128**

Ergo Twist **P 113**

Esme **P 121**

Flex **P 112**

Fuller **P 123**

Galaxy **P 118**

Jackson **P 127**

Jet **P 120**

Kneeling Stools **P 131**

Lisbon **P 120**

Malaga & Draughtsmans Kit **P 125**

Palma **P 122**

Portland Range **P 114**

Regent **P 110**

Relay **P 124**

Storm **P 121**

The Mave **P 125**

Victor II **P 122**

Zeus **P 123**

HEAVY DUTY (HD)

Houston HD **P 134**

Portland HD **P 135**

Texas HD **P 134**

EXECUTIVE

Advocate **P 150**

Baye **P 162**

Bella Range **P 163**

Carter **P 158**

Chelsea **P 144**

Chesterfield **P 144**

Classic **P 145**

Dallas **P 161**

Desire **P 151**

Ezra **P 157**

Galloway **P 153**

Hatley **P 160**

Hawkes **P 160**

Lula **P 149**

Mien **P 147**

Mirage II **P 142**

Moore Range **P 154**

Nola **P 156**

Ontario **P 159**

Oscar **P 158**

Penza **P 151**

Plaza **P 157**

Rocky **P 153**

Sanderson II **P 149**

Saturn **P 161**

Savoy **P 143**

Thrift **P 159**

Tunis **P 150**

Vegas **P 155**

Vegalite **P 162**

Winsor **P 152**

Xenon **P 146**

Zure **P 138**

VISITOR & CONFERENCE

Academy **P 172**

Advocate **P 167**

Banquet **P 181**

Bella Cantilever **P 178**

Brunswick & Deluxe **P 175**

Carmen Range **P 169**

Carter Cantilever **P 171**

Classic Cantilever **P 167**

Desire Cantilever **P 168**

Echo **P 174**

Florence Range **P 171**

Galloway Cantilever **P 168**

Havanna **P 174**

ISO Range **P 178**

Madrid **P 177**

Metro **P 174**

Mien **P 167**

Milan **P 177**

Moore Cantilever Range **P 168**

Nola Cantilever **P 169**

Polly **P 181**

Portland **P 170**

Swift Range **P 173**

AGILE SOFT SEATING

Altus **P 185**

Crofton **P 195**

Infinity **P 193**

Loomis **P 186**

Napa **P 188**

Neo **P 192**

Ottawa **P 195**

Pella **P 190**

Roselle **P 187**

Wynne **P 184**

WORKSPACE & ACCESSORIES

Arms **P 198**

Castors & Glides **P 199**

Coat Stands **P 199**

Gas Lifts **P 198**

ISO Linking Clip **P 198**

Seat Slide & Air Pump **P 198**

Star Base **P 198**

UPHOLSTERY

Fast Track Upholstery **P 200**

Camira Range **P 202**

Macflex Range **P 204**

Agile Soft Seating **P 205**

CATEGORY INDEX

DESKING

Technology and well-being at work awareness means modern office desking needs to perform a number of tasks to not only be efficient but also legal in the workplace.

Our options cover contract, systems, classically styled, bench teamworking spaces and health-enhancing Sit-Stand options. Desking and workspace extend to the boardroom, meeting rooms, training rooms, conference areas, break-out sessions and the home.



- P06 OSLO BENCH DESKS
- P16 EVOLVE PLUS BENCH DESKS
- P24 IMPULSE DESKS
- P42 HEIGHT ADJUSTABLE DESKS
- P48 HOME OFFICE DESKS
- P60 BLACK SERIES
- P70 HIGH GLOSS FURNITURE
- P76 OFFICE SCREENS



STORAGE

We love the idea of paperless offices but at some point it's inevitable you'll find yourself needing to file important documents and letters; we've created efficient storage spaces to help alleviate that problem.

Use our Impulse units to match Impulse, Air, Evolve Plus & Two-Tone ranges. If extra strength and security are needed then look no further than our Qube by Bisley range.

Manufactured in the UK, steel storage is the perfect solution.



- P66 IMPULSE STORAGE
- P80 QUBE BY BISLEY STORAGE
- P86 SECURITY



SEATING

There are very few items in the office capable of improving your health, seating is top of the list. Our vast range includes solutions for all budgets, uses & tasks and all are backed by comprehensive guarantees.

Our designers have impressive design pedigrees in this specialist field. Together with our factories, they create outstanding options for the contemporary workplace.



- P94 POSTURE
- P108 TASK & OPERATOR
- P132 HEAVY DUTY
- P136 EXECUTIVE
- P164 VISITOR & CONFERENCE
- P182 AGILE SOFT SEATING



ACCESSORIES

An office, just like a home, needs to have that personal touch.

Our selection of coat stands, desk tidies and spare components complete the picture of a well-equipped office that has all those finishing touches to make work more pleasurable.



- P23 EVOLVE PLUS BENCH ACCESSORIES
- P74 DESK ACCESSORIES
- P196 WORKSPACE & ACCESSORIES



FURNITURE RANGES

We offer a large selection of furniture ranges that are suitable for multiple environments; whether it's the latest designer Italia Bistro tables for a breakout area or contemporary Oslo contract bench desks for your latest office expansion project - we have something for every occasion.

Evolve Bench

As opposed to independent desking units, a 'bench system' is a singular furniture piece that can be set up and adapted to accommodate any workforce. A steel subframe increases strength, rigidity and permanent alignment.

Impulse

Available in a wide variety of configurations and colours. This practical, unbeatable value furniture range is built to last.

Height Adjustable Desking

According to the NHS sitting is the new smoking and 'Sit-Stand' desking avoids exactly that. No matter if you are feeling energetic or lethargic, if you are short or tall, height adjustable can be set to your personal preference and changed again when your mood takes.

Meeting Tables

Come together and agree in comfort and style upon that 'all important' decision. A range of sizes, styles and shapes are available to achieve to cater for various of users.



Chair: Relay Task & Operator Chair (p124)
Desk: Impulse 1400 Straight Systems Desk (p32)



p24

IMPULSE RANGE



p16

EVOLVE BENCH RANGE



p42

HEIGHT ADJUSTABLE DESK




p48

HOME OFFICE DESK



p50

ITALIA RANGE



p06

OSLO RANGE



p54

MEETING TABLES

OSLO BENCH

In Norway, they call it design fortrefelighet, we call it design excellence. Oslo bench desking is the embodiment of that philosophy.

It melds beautifully structured polar white desk tops with a polished solid timber curved leg.

The natural tone of the wood legs is reflected with a highlighted desk top edge that blends with the natural wood hue. A flyover desk top appears to float above the strong frame giving a spacious look to the ensemble.

Wire management has been created with a triple port design to the tops enabling cables to be fed through a large central escallop or a side cable wave at each end. Even uneven flooring is no problem with discreet floor levellers fitted on every leg to adjust to different planes.

The white tops are made from high-grade MFC which are heat and stain resistant and provide every office with a Scandinavian oye appell (or eye appeal as we say).



Chair: Ergo Click Posture Chair (p104)



Back to Back Pod of Two Desks
Page 9



Back to Back Pod of Two Extension Desk
Page 9



Back to Back Pod of Four Desks
Page 10



Back to Back Pod of Six Desks
Page 10



Single Starter Desk Set
Page 11



Single Extension Desk Set
Page 11



Single Row Pod of Two Desk Set
Page 12



Single Row Pod of Three Desk Set
Page 12



Oslo Accessories
Page 13



Oslo Boardroom Table Range
Page 14

OSLO BENCH

Oslo Bench

Inject some Scandinavian design delight into your workspace with the Oslo Bench. The natural wood legs support a flyover desk top in stunning polar White with a wood highline contract edge.

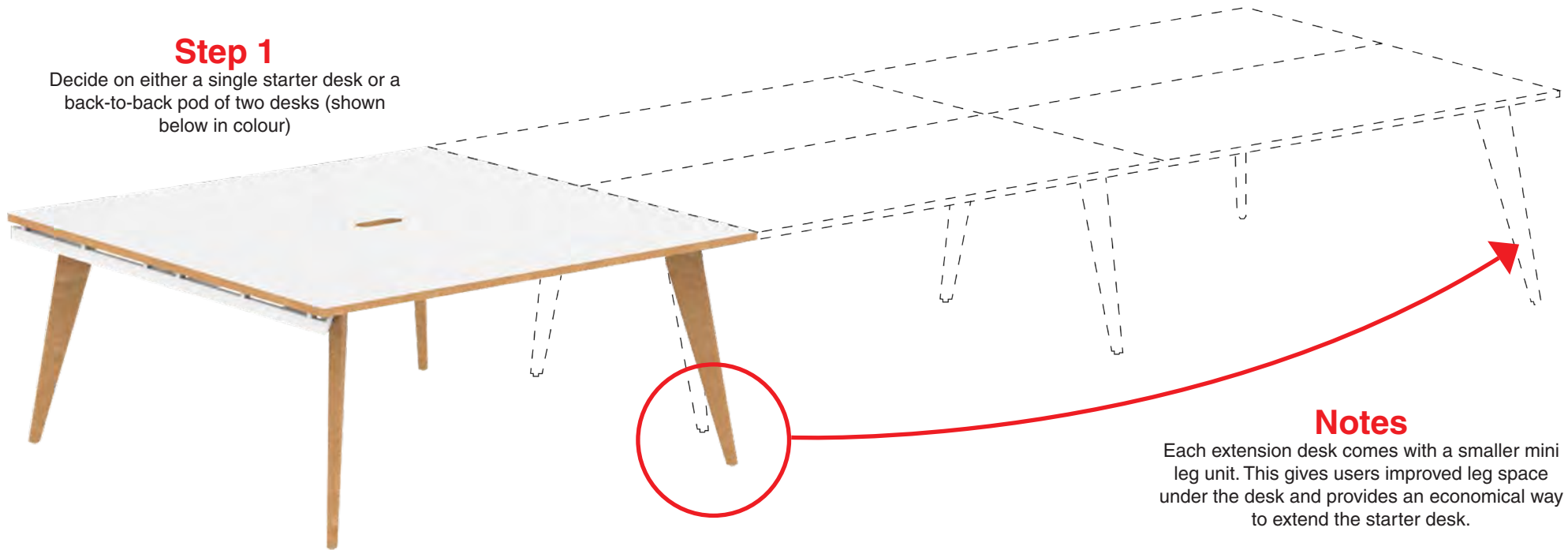
Oslo creates a stunning working environment that encourages teamwork, efficiency and provides a stylish workspace that anyone would aspire to inhabit.

Desks feature:

- Triple cable management scallops
- Flyover sliding desk tops
- Integrated location for screens
- 25mm heat and stain resistant tops
- 2mm thick ABS colour contrast edging
- Strong steel subframe
- Floor levellers

Step 1

Decide on either a single starter desk or a back-to-back pod of two desks (shown below in colour)



Step 2

Add an extension unit to match with your starter set-up in Step 1.

This means an extension single desk unit, or a twin desk unit depending on the original starter choice.

The dotted line indicates how a back-to-back extension adds to a back-to-back starter desk set.

Notes

Each extension desk comes with a smaller mini leg unit. This gives users improved leg space under the desk and provides an economical way to extend the starter desk.

One of the two full-depth leg units that come with the starter unit then goes at the end of the desking suite as shown with the dotted line on the right to finish off the run.



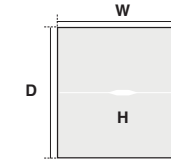
White with Warm Oak trim

Oslo Back to Back Pod of Two Starter Desks



- Back to back desk set-up for teamwork pod
- Solid wood Warm Oak finish legs

Code	Width	Depth	Height
OS2P12	1200mm	1600mm	730mm
OS2P14	1400mm	1600mm	730mm
OS2P16	1600mm	1600mm	730mm

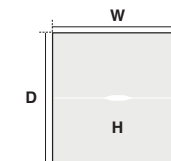


Oslo Back to Back Pod of Two Extension Desks



- Back to back desk extension set for the expansion of Two Pod desk set
- Inset leg system provides optimal user space
- Solid wood Warm Oak finish legs

Code	Width	Depth	Height
OSXT12	1200mm	1600mm	730mm
OSXT14	1400mm	1600mm	730mm
OSXT16	1600mm	1600mm	730mm



Options: 

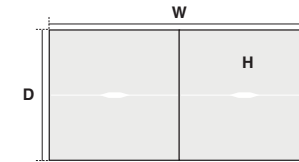
White with Warm Oak trim

Oslo Back to Back Pod of Four



- Four user desk configuration
- Can be further extended using two pod extension desk sets
- Solid wood Warm Oak finish legs

Code	Width	Depth	Height
OS4P12	2400mm	1600mm	730mm
OS4P14	2800mm	1600mm	730mm
OS4P16	3200mm	1600mm	730mm

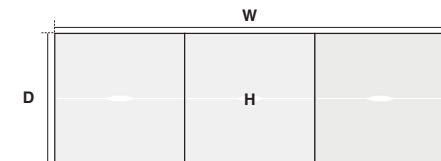


Oslo Back to Back Pod of Six



- Inset leg system provides optimal user space
- Can be further expanded using two pod extension desk sets
- Solid wood Warm Oak finish legs

Code	Width	Depth	Height
OS6P12	3600mm	1600mm	730mm
OS6P14	4200mm	1600mm	730mm
OS6P16	4800mm	1600mm	730mm

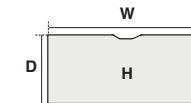


Oslo Single Starter Desk Set



- Single desk starter unit
- Height adjusting floor levellers
- Solid wood Warm Oak finish legs

Code	Width	Depth	Height
OSS12	1200mm	800mm	730mm
OSS14	1400mm	800mm	730mm
OSS16	1600mm	800mm	730mm

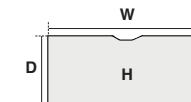


Oslo Single Extension Desk Set



- Extension unit to add to starter desk
- Height adjusting floor levellers
- Solid wood Warm Oak finish legs

Code	Width	Depth	Height
OSR112	1200mm	800mm	730mm
OSR114	1400mm	800mm	730mm
OSR116	1600mm	800mm	730mm



Options: 

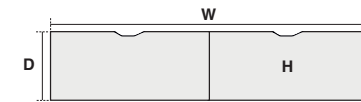
White with Warm Oak trim

Oslo Single Row Pod of Two Desk Set



- Two single desks in a row
- Can be further expanded using single extension desk sets
- Solid wood Warm Oak finish legs

Code	Width	Depth	Height
OSR212	2400mm	800mm	730mm
OSR214	2800mm	800mm	730mm
OSR216	3200mm	800mm	730mm

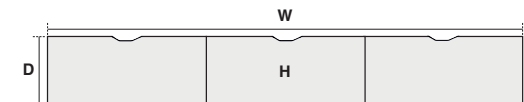


Oslo Single Row Pod of Three Desk Set



- Three single desks in a row
- Further expansion with single extension desk sets
- Solid wood Warm Oak finish legs

Code	Width	Depth	Height
OSR312	3600mm	800mm	730mm
OSR314	4200mm	800mm	730mm
OSR316	4800mm	800mm	730mm



Options:



White with Warm Oak trim

Desktop Screen (For Evolve Plus & Oslo)



Upholstery:

BLK = Black Fabric

BLU = Blue Fabric

UP = Bespoke Upholstery

Metal Finishes:

S = Silver Finish


W = White Finish

Example: Code LES12BLKW is a 1200(12), Black Fabric (BLK) with White Frame (W).

Code	Width	Depth	Height
LES12	1200mm	25mm	400mm
LES14	1400mm	25mm	400mm
LES16	1600mm	25mm	400mm

Note: Oslo Screens only compatible with 'Back to Back' configurations. See Page 72 for Impulse Plus Screens

Cable Management Tray (For Oslo)



Metal Finishes:

S = Silver Finish

W = White Finish

Code	Width	Depth	Height
OBCTW*	1000mm	235mm	65mm

Mounted PC Holder (For Oslo)



IP000091
Universal (Strap) CPU Holder

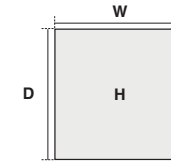
Code	Width	Depth	Height
IP000091	205mm	465mm	450mm

Oslo Square Boardroom Table



- Single solid wood top
- Height adjusting feet
- Solid wood Warm Oak finish legs

Code	Width	Depth	Height
OSBT1600	1600mm	1600mm	730mm

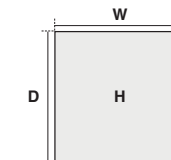


Oslo Boardroom Extension Unit



- Single solid wood top
- Inset leg system provides optimal user space
- Solid wood Warm Oak finish legs

Code	Width	Depth	Height
OSBXT1600	1600mm	1600mm	730mm

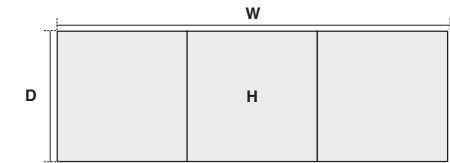


Oslo Extended Rectangular Boardroom Table



- Inset leg system provides optimal user space
- Can be further extended using Boardroom Extension Unit
- Solid wood Warm Oak finish legs

Code	Width	Depth	Height
OSBT3200	3200mm	1600mm	730mm
OSBT4800	4800mm	1600mm	730mm



Oslo Oval Boardroom Table



- Oval shaped standalone unit
- Solid wood Warm Oak finish legs

Code	Width	Depth	Height
OSBT1800	1800mm	1000mm	730mm
OSBT2400	2400mm	1000mm	730mm



Options: 

White with Warm Oak trim

EVOLVE PLUS BENCH

Seamlessly creating the perfect team working environment, the Evolve Plus bench desking system is stunningly designed and creatively engineered.

Bench systems provide a large expanse of workspace with a continuous, uninterrupted surface area.

By selecting a single starter desk and then adding extension desks, you can have an infinite desking solution.

We have grouped our most popular configurations together as double, triple and even six pod desks.

Coupled with a wide selection of wood finished sliding tops, Evolve Plus matches our storage and Impulse ranges.

This is the desking solution that evolves with your business needs.



Chair: Ergo Click Posture Chair (p104)
Monitor Arm: Pose (p74)



Back to Back Pod of Two Desks
Page 19



Back to Back Pod of Two Extension Desk
Page 19



Back to Back Pod of Four Desks
Page 20



Back to Back Pod of Six Desks
Page 20



Single Starter Desk Set
Page 21



Single Extension Desk Set
Page 21



Single Row Pod of Two Desk Set
Page 22



Single Row Pod of Three Desk Set
Page 22



Desktop Screen
Page 23



Cable Management Tray
Page 23



Mounted PC Holder
Page 23

EVOLVE PLUS BENCH

Evolve Plus Bench

Future proof your desking solutions with the system that can grow, reduce or alter shape easily and without fuss.

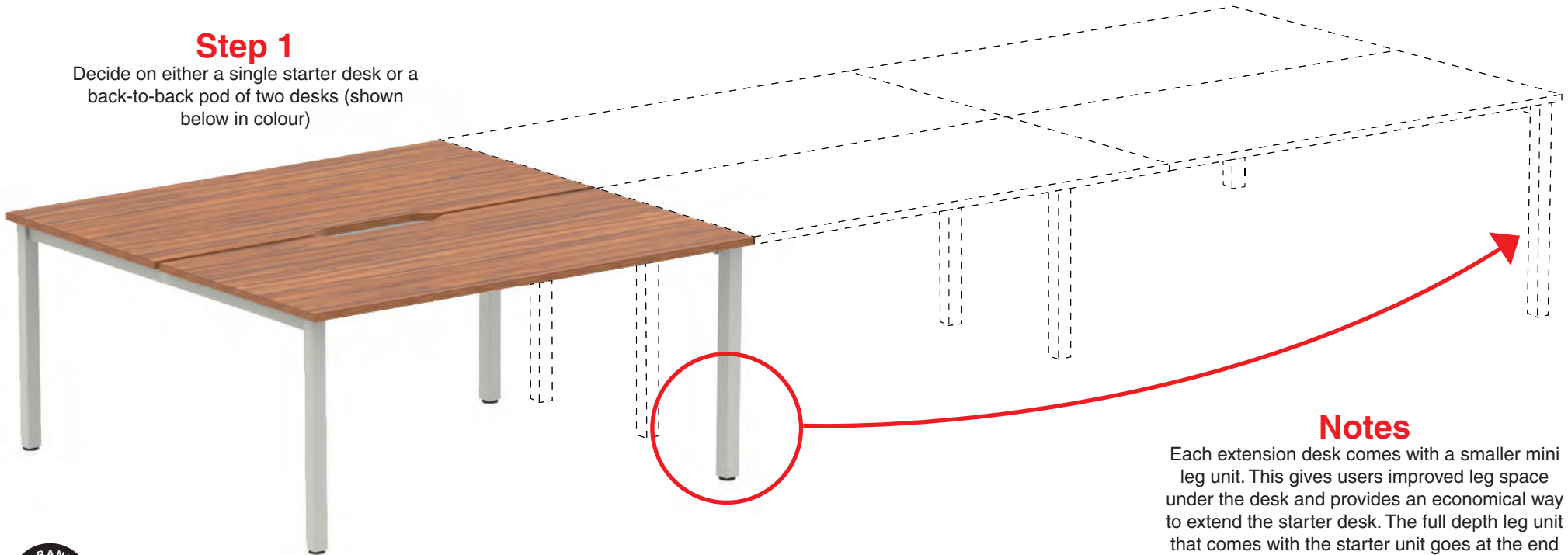
Evolve Plus desks can start with a single starter desk, or a back-to-back two desk pod. Extension units of varying sizes economically add to the length of the desking run, encouraging teamworking and maximising valuable space.

Desks feature:

- Scalloped wire management cut-out
- Integrated fitting locator for Evolve Plus screens
- 25mm tops with 2mm protective ABS edging
- Sliding tops for easy wire management
- Six stunning finishes
- Floor levellers
- Telescopic extendable beam pack

Step 1

Decide on either a single starter desk or a back-to-back pod of two desks (shown below in colour)



Step 2

Add an extension desk to match your single or back-to-back starter desk choice. The extension can be any width you decide. The dotted line drawing shows a typical back-to-back extension with a back-to-back starter unit.

Notes

Each extension desk comes with a smaller mini leg unit. This gives users improved leg space under the desk and provides an economical way to extend the starter desk. The full depth leg unit that comes with the starter unit goes at the end of the desking suite as shown on the far right of the line drawing to finish off a run.



Options:



Silver Frame (S)



White Frame (W)



Grey Oak (GRY)



Beech (BCH)



Maple (MPE)



Oak (OAK)



Walnut (WNT)



White (WHT)


Evolve Plus Back to Back Pod of Two Starter Desks



Grey Oak Top with Silver Legs

- Back to back desk set-up for teamwork pod
- Height adjusting feet
- Sliding top

Code	Width	Depth	Height
PB2P12	1200mm	1600mm	730mm
PB2P14	1400mm	1600mm	730mm
PB2P16	1600mm	1600mm	730mm



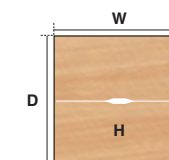
Evolve Plus Back to Back Pod of Two Extension Desk



Oak Top with Silver Legs

- Back to back desk extension set for the expansion of Two Pod desk set
- Inset leg system provides optimal user space
- Sliding top

Code	Width	Depth	Height
PBXT12	1200mm	1600mm	730mm
PBXT14	1400mm	1600mm	730mm
PBXT16	1600mm	1600mm	730mm




Options:



Silver Frame (S)



White Frame (W)



Grey Oak (GRY)



Beech (BCH)



Maple (MPE)



Oak (OAK)



Walnut (WNT)



White (WHT)

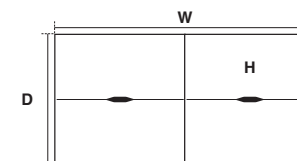
Evolve Plus Back To Back Pod of Four Desks



White Top with White Legs

- Four user desk configuration
- Inset leg system provides optimal user space
- Can be further expanded using two pod extension desk sets

Code	Width	Depth	Height
PB4P12	2400mm	1600mm	730mm
PB4P14	2800mm	1600mm	730mm
PB4P16	3200mm	1600mm	730mm



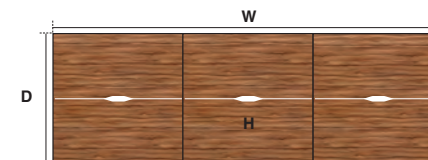
Evolve Plus Back To Back Pod of Six Desks



Walnut Top with Silver Legs

- Six user desk configuration
- Inset leg system provides optimal user space
- Can be further expanded using two pod extension desk sets

Code	Width	Depth	Height
PB6P12	3600mm	1600mm	730mm
PB6P14	4200mm	1600mm	730mm
PB6P16	4800mm	1600mm	730mm




Options:



Silver Frame (S)



White Frame (W)



Grey Oak (GRY)



Beech (BCH)



Maple (MPE)



Oak (OAK)



Walnut (WNT)



White (WHT)

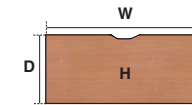
Evolve Plus Single Starter Desk Set



Beech Top with White Legs

- Single desk starter unit
- Height adjusting floor levellers
- Choice of leg frame finishes

Code	Width	Depth	Height
PBS12	1200mm	800mm	730mm
PBS14	1400mm	800mm	730mm
PBS16	1600mm	800mm	730mm



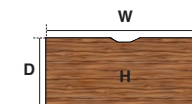
Evolve Plus Single Extension Desk Set



Walnut Top with White Legs

- Extension unit to add to starter desk
- Space-saving column legs
- Height adjusting floor levellers

Code	Width	Depth	Height
PBR112	1200mm	800mm	730mm
PBR114	1400mm	800mm	730mm
PBR116	1600mm	800mm	730mm



Options:



Silver Frame (S)



White Frame (W)



Grey Oak (GRY)



Beech (BCH)



Maple (MPE)



Oak (OAK)



Walnut (WNT)



White (WHT)

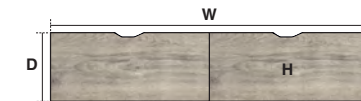
Evolve Plus Single Row Pod of Two Desk Set



Grey Oak Top with Silver Legs

- Two single desks in a row
- 2 user desk configuration
- Can be further expanded using single extension desk sets
- Integral floor levellers

Code	Width	Depth	Height
PBR212	2400mm	800mm	730mm
PBR214	2800mm	800mm	730mm
PBR216	3200mm	800mm	730mm



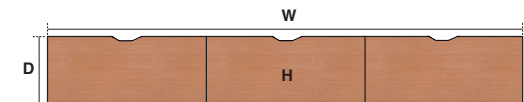
Evolve Plus Single Row Pod of Three Desk Set



Beech Top with White Legs

- Three single desks in a row
- Further expansion with single extension desk sets
- Integral floor levellers

Code	Width	Depth	Height
PBR312	3600mm	800mm	730mm
PBR314	4200mm	800mm	730mm
PBR316	4800mm	800mm	730mm




Options:



Silver Frame (S)



White Frame (W)



Grey Oak (GRY)



Beech (BCH)



Maple (MPE)



Oak (OAK)



Walnut (WNT)



White (WHT)

Desktop Screen (For Evolve Plus & Oslo)



Upholstery:

■ BLK = Black Fabric

■ BLU = Blue Fabric

■ UP = Bespoke Upholstery

Metal Finishes:

■ S = Silver Finish

□ W = White Finish


Example: Code LES12BLKW is a 1200(12), Black Fabric (BLK) Screen with White Frame (W).

Code	Width	Depth	Height
LES12	1200mm	25mm	400mm
LES14	1400mm	25mm	400mm
LES16	1600mm	25mm	400mm

Note: Evolve Plus Screens only compatible with 'Back to Back' configurations. See Page 72 for Impulse Plus Screens

Cable Management Tray (For Evolve Plus)

For Silver finish add S or for a White finish add W to the end of the codes.
For example EPCBW is a Cable Management Tray finished in White.



Metal Finishes:

■ S = Silver Finish

□ W = White Finish

Code	Width	Depth	Height
EPCB	900mm	200mm	60mm

Mounted PC Holder



IP000091
Universal (Strap) CPU Holder

Code	Width	Depth	Height
IP000091	205mm	465mm	450mm

IMPULSE FURNITURE

Modern businesses need to make their workspaces as efficient and attractive as possible.

Our Impulse contract range of desks and storage is the UK's most popular furniture of its type.

Designed and assembled in the UK, the suites come in 6 different wood finishes.

Steel legs are available in both White or Silver.

Tough powder coating on the steel frames ensure a robust performance. All desk units come with cable ports, floor levellers and Silver sweep handles as standard.

Give your office a fresh look - and your team a better way of working, with Impulse Office Furniture.



Chair: Onyx Posture Chair (p102)
Storage: Mobile Pedestal (p67)



Contract Range
Page 26



Systems Range
Page 30



Panelled Leg range
Page 34



Fixed Pedestal Desk Range
Pages 28, 34, 36 & 40



Two-Tone Range
Page 38



Height Adjustable Range
Page 42



Italia Range
Page 50



Post Leg Tables
Page 57



Box Leg Tables
Page 55



Folding Tables
Page 58



Black Series
Page 60



Arrow Head Tables
Page 64



Conference Tables
Page 64



Storage
Page 66



Steel Storage
Page 67



Bookcases
Page 68



Cupboards
Page 68




Filing Cabinets
Page 69

IMPULSE FURNITURE


IMPULSE CONTRACT DESKS






QUALITY ENGINEERING

Twin leg uprights provide a stable and strong platform base. Robot engineered welded frames add extra strength to the platform.



FEATURE RICH

Integral full sized 80mm cable ports in desk top and modesty panel. Floor levelers help create a balanced workspace that is easy to live with.



EYE APPEAL


Stunning clean design lines are created with high definition wood finishes on tough epoxy powder coated leg frames.



OPTIONAL FIXED PEDESTALS

Available as an optional extra on 800 deep straight desks, 1000 deep wave desks and all crescent desks.

FINISH OPTIONS



Grey Oak (GRY)



Maple (MPE)



Oak (OAK)



Walnut (WNT)



Beech (BCH)



White (WHT)

Continued...

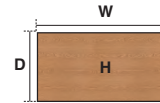


Straight Desk 600mm Depth



Oak

- Traditional rectangular shape
- 600mm depth workspace surface
- 25mm thick desktop surface
- Dual cable management ports
- Adjustable feet for floor levelling
- Dual leg uprights for extra strength



Code	Width	Depth	Height
MIRDC86	800mm	600mm	730mm
MIRDC106	1000mm	600mm	730mm
MIRDC126	1200mm	600mm	730mm
MIRDC146	1400mm	600mm	730mm
MIRDC166	1600mm	600mm	730mm
MIRDC186	1800mm	600mm	730mm

Straight Desk 800mm Depth



Maple

- Traditional rectangular shape
- 800mm depth workspace surface
- 25mm thick desktop surface
- Dual cable management ports
- Dual leg uprights for extra strength
- Adjustable feet



Code	Width	Depth	Height
IRDC10	1000mm	800mm	730mm
IRDC12	1200mm	800mm	730mm
IRDC14	1400mm	800mm	730mm
IRDC16	1600mm	800mm	730mm
IRDC18	1800mm	800mm	730mm

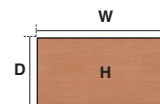
Straight Desk with Single Fixed Pedestal



Beech

- Traditional rectangular shape
- 800mm depth workspace surface
- 25mm thick desktop surface
- Dual cable management ports
- Adjustable feet for floor levelling
- Dual leg uprights for extra strength

Twin fixed pedestals are only available on the 1600 & 1800 desks. The single pedestals are not compatible with the 1000 desks.



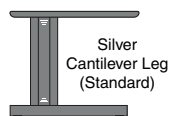
2 Drawers

Code	Width	Depth	Height
MIRDC12FP2	1200mm	800mm	730mm
MIRDC14FP2	1400mm	800mm	730mm
MIRDC16FP2	1600mm	800mm	730mm
MIRDC18FP2	1800mm	800mm	730mm

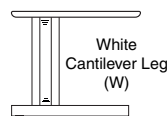
3 Drawers

Code	Width	Depth	Height
MIRDC12FP3	1200mm	800mm	730mm
MIRDC14FP3	1400mm	800mm	730mm
MIRDC16FP3	1600mm	800mm	730mm
MIRDC18FP3	1800mm	800mm	730mm


Options:



Silver
Cantilever Leg
(Standard)



White
Cantilever Leg
(W)



Grey Oak (GRY)



Beech (BCH)



Maple (MPE)



Oak (OAK)



Walnut (WNT)



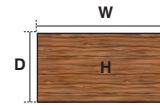
White (WHT)

Straight Desk with Double Fixed Pedestals



Walnut

- Traditional rectangular shape
- 800mm depth workspace surface
- 25mm thick desktop surface
- Dual cable management ports
- Dual leg uprights for extra strength
- Adjustable feet



1x2 Drawer & 1x3 Drawer Pedestals

Code	Width	Depth	Height
MIRDC16FP2FP3	1600mm	800mm	730mm
MIRDC18FP2FP3	1800mm	800mm	730mm

2x2 Drawer Pedestals

Code	Width	Depth	Height
MIRDC16FP2FP2	1600mm	800mm	730mm
MIRDC18FP2FP2	1800mm	800mm	730mm

2x3 Drawer Pedestals

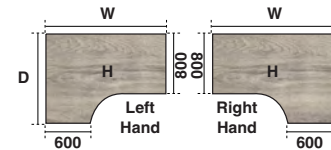
Code	Width	Depth	Height
MIRDC16FP3FP3	1600mm	800mm	730mm
MIRDC18FP3FP3	1800mm	800mm	730mm

Crescent Desk



Grey Oak

- Maximum working space
- 25mm thick desktop surface
- Triple cable management ports
- Adjustable feet for floor levelling
- Left & right handed desks available
- Dual leg uprights for extra strength



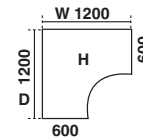
Code	Width	Depth	Height
ICDLC14 Left Hand	1400mm	1200mm	730mm
ICDRC14 Right Hand	1400mm	1200mm	730mm
ICDLC16 Left Hand	1600mm	1200mm	730mm
ICDRC16 Right Hand	1600mm	1200mm	730mm
ICDLC18 Left Hand	1800mm	1200mm	730mm
ICDRC18 Right Hand	1800mm	1200mm	730mm

Corner Desk



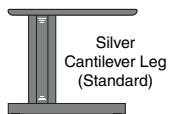
White

- Metal to metal fixings
- 3 cable ports
- Deep modesty panel (5") allow compatibility of most screen clamps

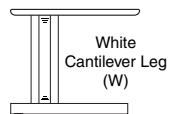


Code	Width	Depth	Height
ICCDC12	1200mm	1200mm	730mm


Options:



Silver
Cantilever Leg
(Standard)



White
Cantilever Leg
(W)



Grey Oak (GRY)



Beech (BCH)



Maple (MPE)



Oak (OAK)



Walnut (WNT)



White (WHT)


IMPULSE SYSTEM DESKS





TECHNOLOGY FOCUSED

Pop out cable management panels accommodate power, I.T. and communication wiring in a discreet, out of sight leg profile.



PRACTICAL

Integral floor levellers and 2mm ABS protective edging add to user comfort and practicality.



STYLISH

Perforated designer decor panels have a strong visual motif as well as a practical purpose.



FINISH OPTIONS

Choice of five stunning high definition wood grain finishes or a striking White option.

FINISH OPTIONS



Grey Oak (GRY)



Maple (MPE)




Oak (OAK)



Walnut (WNT)



Beech (BCH)



White (WHT)

Continued...

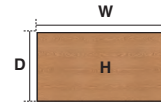


Straight Desk 600mm Depth



Oak

- Rectangular shaped desk
- 25mm thick desktop surface
- Dual cable management ports
- Pop-out side panel for discreet cable management
- Choice of six stunning finishes
- Adjustable feet for floor levelling



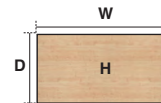
Code	Width	Depth	Height
MIRDW86	800mm	600mm	730mm
MIRDW106	1000mm	600mm	730mm
MIRDW126	1200mm	600mm	730mm
MIRDW146	1400mm	600mm	730mm
MIRDW166	1600mm	600mm	730mm
MIRDW186	1800mm	600mm	730mm

Straight Desk 800mm Depth



Maple

- Rectangular shaped desk
- 25mm thick desktop surface
- Dual cable management ports
- Pop-out side panel for discreet cable management
- Choice of six stunning finishes
- Adjustable feet for floor levelling



Code	Width	Depth	Height
IRDW10	1000mm	800mm	730mm
IRDW12	1200mm	800mm	730mm
IRDW14	1400mm	800mm	730mm
IRDW16	1600mm	800mm	730mm
IRDW18	1800mm	800mm	730mm

Straight Desk with Single Fixed Pedestal



Maple

- 25mm thick desktop surface
- Dual cable management ports
- Adjustable feet for floor levelling




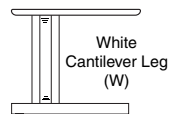
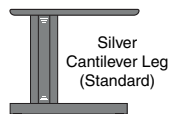
2 Drawers

Code	Width	Depth	Height
MIRDW12FP2	1200mm	800mm	730mm
MIRDW14FP2	1400mm	800mm	730mm
MIRDW16FP2	1600mm	800mm	730mm
MIRDW18FP2	1800mm	800mm	730mm

3 Drawers

Code	Width	Depth	Height
MIRDW12FP3	1200mm	800mm	730mm
MIRDW14FP3	1400mm	800mm	730mm
MIRDW16FP3	1600mm	800mm	730mm
MIRDW18FP3	1800mm	800mm	730mm

Options:



Grey Oak (GRY)



Beech (BCH)



Maple (MPE)



Oak (OAK)



Walnut (WNT)

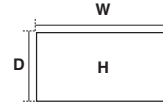


White (WHT)

Straight Desk with Double Fixed Pedestals



- 25mm thick desktop surface
- Dual cable management ports
- Adjustable feet for floor levelling



1x2 Drawer & 1x3 Drawer Pedestals

Code	Width	Depth	Height
MIRDW16FP2FP3	1600mm	800mm	730mm
MIRDW18FP2FP3	1800mm	800mm	730mm

2x2 Drawer Pedestals

Code	Width	Depth	Height
MIRDW16FP2FP2	1600mm	800mm	730mm
MIRDW18FP2FP2	1800mm	800mm	730mm

2x3 Drawer Pedestals

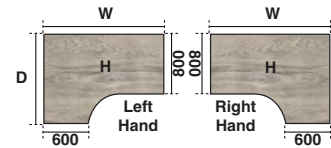
Code	Width	Depth	Height
MIRDW16FP3FP3	1600mm	800mm	730mm
MIRDW18FP3FP3	1800mm	800mm	730mm

Crescent Desk



Grey Oak

- Crescent shaped desk gives maximum working space
- 25mm thick desktop surface
- Triple cable management ports
- Adjustable feet for floor levelling
- Left & right handed desks available
- Pop-out side panel for discreet cable management



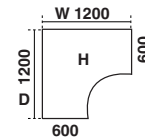
Code	Width	Depth	Height
ICDLW14 Left Hand	1400mm	1200mm	730mm
ICDRW14 Right Hand	1400mm	1200mm	730mm
ICDLW16 Left Hand	1600mm	1200mm	730mm
ICDRW16 Right Hand	1600mm	1200mm	730mm
ICDLW18 Left Hand	1800mm	1200mm	730mm
ICDRW18 Right Hand	1800mm	1200mm	730mm

Corner Desk




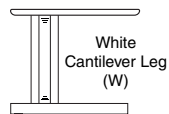
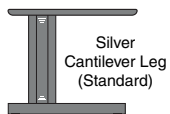
White

- Metal to metal fixings
- 3 cable ports
- Deep set modesty panel (5") allows for compatibility of most screen clamp fittings



Code	Width	Depth	Height
ICCCM12	1200mm	1200mm	730mm

Options:



Grey Oak (GRY)



Beech (BCH)



Maple (MPE)



Oak (OAK)



Walnut (WNT)



White (WHT)

IMPULSE PANEL DESKS





PANEL POWER

Solid 25mm thick high definition panelled legs provide an attractive, clean look that enhances any office.



FORMAT OPTIONS

Choice of a standard depth 800mm deep or slimline 600mm deep desking format.



EVEN SURFACE


Floor levellers are included to resolve any uneven surface issues.



DESIGN HARMONY

Wood grained styling throughout provides a harmonious environment.


FINISH OPTIONS



Grey Oak (GRY)




Maple (MPE)



Oak (OAK)



Walnut (WNT)



Beech (BCH)



White (WHT)

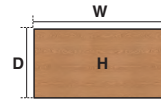
Continued...



Straight Desk 600mm Depth



Oak



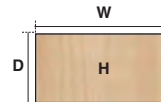
- Rectangular shaped desk
- 25mm thick desktop surface
- Dual cable management ports
- 25mm thick wood MFC panel legs
- Adjustable feet

Code	Width	Depth	Height
MIRDP86	800mm	600mm	730mm
MIRDP106	1000mm	600mm	730mm
MIRDP126	1200mm	600mm	730mm
MIRDP146	1400mm	600mm	730mm
MIRDP166	1600mm	600mm	730mm
MIRDP186	1800mm	600mm	730mm

Straight Desk 800mm Depth



Maple



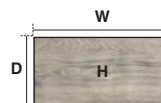
- Rectangular shaped desk
- 25mm thick desktop surface
- Dual cable management ports
- 25mm thick wood MFC panel legs
- Adjustable feet

Code	Width	Depth	Height
IRDP10	1000mm	800mm	730mm
IRDP12	1200mm	800mm	730mm
IRDP14	1400mm	800mm	730mm
IRDP16	1600mm	800mm	730mm
IRDP18	1800mm	800mm	730mm

Straight Desk with Single Fixed Pedestal



Grey Oak



- Maximum working space
- 25mm thick desktop surface
- Dual cable management ports
- Adjustable feet for floor levelling


2 Drawers

Code	Width	Depth	Height
MIRDP12FP2	1200mm	800mm	730mm
MIRDP14FP2	1400mm	800mm	730mm
MIRDP16FP2	1600mm	800mm	730mm
MIRDP18FP2	1800mm	800mm	730mm

3 Drawers

Code	Width	Depth	Height
MIRDP12FP3	1200mm	800mm	730mm
MIRDP14FP3	1400mm	800mm	730mm
MIRDP16FP3	1600mm	800mm	730mm
MIRDP18FP3	1800mm	800mm	730mm

Select the finish by adding the colour suffix to the end of the product code; an example code: IRDP12**OAK** is a Straight 1200mm desk, with panel end leg and an oak finish.



Grey Oak (GRY)



Beech (BCH)



Maple (MPE)



Oak (OAK)



Walnut (WNT)



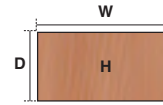
White (WHT)

Straight Desk with Double Fixed Pedestals



Oak

- Traditional rectangular shape
- 800mm depth workspace surface
- 25mm thick desktop surface
- Dual cable management ports
- Dual leg uprights for extra strength



1x2 Drawer & 1x3 Drawer Pedestals

Code	Width	Depth	Height
MIRDP16FP2FP3	1600mm	800mm	730mm
MIRDP18FP2FP3	1800mm	800mm	730mm

2x2 Drawer Pedestals

Code	Width	Depth	Height
MIRDP16FP2FP2	1600mm	800mm	730mm
MIRDP18FP2FP2	1800mm	800mm	730mm

2x3 Drawer Pedestals

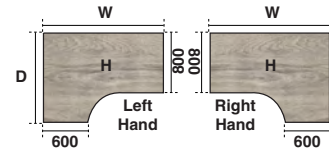
Code	Width	Depth	Height
MIRDP16FP3FP3	1600mm	800mm	730mm
MIRDP18FP3FP3	1800mm	800mm	730mm

Crescent Desk




Grey Oak

- Maximum working space
- 25mm thick desktop surface
- Triple cable management ports
- 25mm thick wood MFC panel legs
- Adjustable feet
- Left & right handed desks available



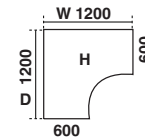
Code	Width	Depth	Height
ICDLP14 Left Hand	1400mm	1200mm	730mm
ICDRP14 Right Hand	1400mm	1200mm	730mm
ICDLP16 Left Hand	1600mm	1200mm	730mm
ICDRP16 Right Hand	1600mm	1200mm	730mm
ICDLP18 Left Hand	1800mm	1200mm	730mm
ICDRP18 Right Hand	1800mm	1200mm	730mm

Corner Desk




White

- 3 cable ports
- Deep set modesty panel (5") allows for compatibility from our range of screens



Code	Width	Depth	Height
ICCDP12	1200mm	1200mm	730mm



Grey Oak (GRY)



Beech (BCH)



Maple (MPE)



Oak (OAK)



Walnut (WNT)



White (WHT)

IMPULSE TWO TONE DESKS





EYE APPEAL

Stunning two-tone panel concept gives these workspaces maximum upscale designer appeal.



BIG PROPORTIONS

Full depth floor to desktop side panels and a deep front modesty panel.



QUALITY

High definition wood grain tops with contrast brilliant White side sections.



SUPERIOR DETAILING

Soft 2mm abs self-coloured protective edging, integral cable ports and all metal fittings.

FINISH OPTIONS



Grey Oak & White
(GRYWHT)



Maple & White
(MPEWHT)



Oak & White
(OAKWHT)



Walnut & White
(WNTWHT)



Beech & White
(BCHWHT)

Continued...

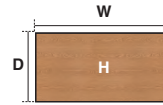


Straight Desk 600mm Depth



Oak & White

- Rectangular shaped desk
- 25mm thick wood grain finished
- MFC panel legs
- Adjustable feet
- Dual cable management ports



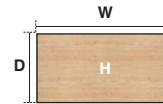
Code	Width	Depth	Height
MIRDP86	800mm	600mm	730mm
MIRDP106	1000mm	600mm	730mm
MIRDP126	1200mm	600mm	730mm
MIRDP146	1400mm	600mm	730mm
MIRDP166	1600mm	600mm	730mm
MIRDP186	1800mm	600mm	730mm

Straight Desk 800mm Depth



Maple & White

- Rectangular shaped desk
- 25mm thick wood grain finished
- Adjustable feet
- Dual cable management ports



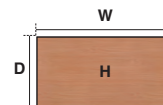
Code	Width	Depth	Height
MIRDP10	1000mm	800mm	730mm
MIRDP12	1200mm	800mm	730mm
MIRDP14	1400mm	800mm	730mm
MIRDP16	1600mm	800mm	730mm
MIRDP18	1800mm	800mm	730mm

Straight Desk with Single Fixed Pedestal



Beech & White

- Maximum working space
- 25mm thick desktop surface
- Dual cable management ports
- Adjustable feet for floor levelling



2 Drawers

Code	Width	Depth	Height
MIRDP12FP2	1200mm	800mm	730mm
MIRDP14FP2	1400mm	800mm	730mm
MIRDP16FP2	1600mm	800mm	730mm
MIRDP18FP2	1800mm	800mm	730mm

3 Drawers

Code	Width	Depth	Height
MIRDP12FP3	1200mm	800mm	730mm
MIRDP14FP3	1400mm	800mm	730mm
MIRDP16FP3	1600mm	800mm	730mm
MIRDP18FP3	1800mm	800mm	730mm

Select the finish by adding the colour suffix to the end of a product code; an example code: MIRDP126**OAKWHT** is a 600 Deep, Straight 1200mm desk, with panel legs and an oak top finish.



Grey Oak & White (GRYWHT)



Beech & White (BCHWHT)



Maple & White (MPEWHT)



Oak & White (OAKWHT)

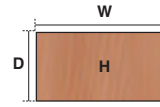


Walnut & White (WNTWHT)

Straight Desk with Double Fixed Pedestals



- Traditional rectangular shape
- 800mm depth workspace surface
- 25mm thick desktop surface
- Dual cable management ports
- Dual leg uprights for extra strength



1x2 Drawer & 1x3 Drawer Pedestals

Code	Width	Depth	Height
MIRDP16FP2FP3	1600mm	800mm	730mm
MIRDP18FP2FP3	1800mm	800mm	730mm

2x2 Drawer Pedestals

Code	Width	Depth	Height
MIRDP16FP2FP2	1600mm	800mm	730mm
MIRDP18FP2FP2	1800mm	800mm	730mm

2x3 Drawer Pedestals

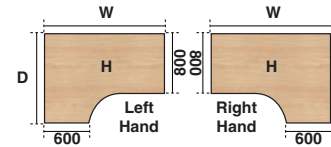
Code	Width	Depth	Height
MIRDP16FP3FP3	1600mm	800mm	730mm
MIRDP18FP3FP3	1800mm	800mm	730mm

Crescent Desk



Maple & White

- Maximum working space
- Triple cable management ports
- 25mm thick wood grain finished MFC panel legs
- Adjustable feet
- Left & right handed desks available



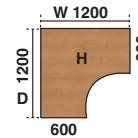
Code	Width	Depth	Height
MICDLP14 Left Hand	1400mm	1200mm	730mm
MICDRP14 Right Hand	1400mm	1200mm	730mm
MICDLP16 Left Hand	1600mm	1200mm	730mm
MICDRP16 Right Hand	1600mm	1200mm	730mm
MICDLP18 Left Hand	1800mm	1200mm	730mm
MICDRP18 Right Hand	1800mm	1200mm	730mm

Corner Desk



Oak & White

- 3 cable ports
- Deep set modesty panel (5") allows for compatibility of most screen clamp fittings



Code	Width	Depth	Height
ICCDP12	1200mm	1200mm	730mm



Grey Oak & White
(GRYWHT)



Beech & White
(BCHWHT)



Maple & White
(MPEWHT)



Oak & White
(OAKWHT)



Walnut & White
(WNTWHT)

Air Sit-Stand

Sedentary working has now become widely recognised as one of the biggest health threats in the modern office.

Employees sitting at desks for long periods of time risk a possibility of developing a variety of conditions.

Our Sit-Stand height adjustable desking provides a solution to the health at work challenge.

By using our Sit-Stand desking with a choice of four widths, two frames and six finishes, users will enjoy better general health that will also improve their efficiency at work.


Healthy and happy employees equal increased productivity and efficiency.



GUARANTEE
5
YEARS



Chair: Sital Stool (p107)



QUALITY COUNTS

Twin motors lift and safely support up to 120kg of weight on your adjustable desktop.



SAFETY FIRST

A safety stop feature is fitted to every desk, it will stop rising/falling if an object becomes trapped.



EASY TO USE

The units come with four memory presets. You can save an ideal position for sitting, perching, standing & still have one spare.



THE BIG CHOICE

Tri-telescopic legs provide both more stability when fully extended and a greater height range to accommodate all users.

FINISH OPTIONS



Grey Oak (GRY)



Maple (MPE)



Oak (OAK)



Walnut (WNT)



Beech (BCH)



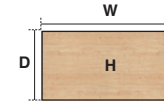
White (WHT)

Continued...



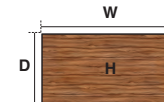
Air Sit-Stand

Height Adjustable Desk 600mm Depth



Code	Width	Depth	Height
600 Depth with Cable Ports			
HASCP126*	1200mm	600mm	660-1310mm
HASCP146*	1400mm	600mm	660-1310mm
HASCP166*	1600mm	600mm	660-1310mm
HASCP186*	1800mm	600mm	660-1310mm

Height Adjustable Desk 800mm Depth



Code	Width	Depth	Height
800 Depth with Cable Ports			
HASCP128*	1200mm	800mm	660-1310mm
HASCP148*	1400mm	800mm	660-1310mm
HASCP168*	1600mm	800mm	660-1310mm
HASCP188*	1800mm	800mm	660-1310mm

Options:




Silver Legs (*S)



White Legs (*W)



Black Legs (*B)



Grey Oak (GRY)



Beech (BCH)



Maple (MPE)



Oak (OAK)

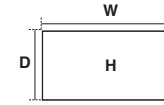


Walnut (WNT)



White (WHT)

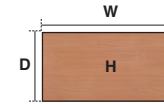
Height Adjustable Desk with Black Legs



Height Adjustable Desk without Cable Ports

Code	Width	Depth	Height
800 Depth without Cable Ports			
HAS128*	1200mm	800mm	660-1310mm
HAS148*	1400mm	800mm	660-1310mm
HAS168*	1600mm	800mm	660-1310mm
HAS188*	1800mm	800mm	660-1310mm

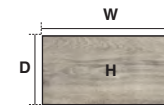
Height Adjustable Desk with Silver Frame Legs



Height Adjustable Desk without Cable Ports

Code	Width	Depth	Height
800 Depth without Cable Ports			
HAS128*	1200mm	800mm	660-1310mm
HAS148*	1400mm	800mm	660-1310mm
HAS168*	1600mm	800mm	660-1310mm
HAS188*	1800mm	800mm	660-1310mm

Height Adjustable Desk with White Legs



Height Adjustable Desk without Cable Ports

Code	Width	Depth	Height
800 Depth without Cable Ports			
HAS128*	1200mm	800mm	660-1310mm
HAS148*	1400mm	800mm	660-1310mm
HAS168*	1600mm	800mm	660-1310mm
HAS188*	1800mm	800mm	660-1310mm

Options:




Silver Legs (*S)



White Legs (*W)



Black Legs (*B)



Grey Oak (GRY)



Beech (BCH)



Maple (MPE)



Oak (OAK)



Walnut (WNT)



White (WHT)


Height Adjustable Boardroom Table




Grey Oak



Grey Oak (GRY)



Beech (BCH)



Maple (MPE)




Oak (OAK)



Walnut (WNT)



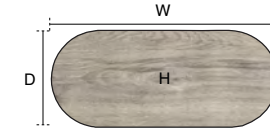
White (WHT)



Black (BLK)

- Powerful twin motors provide smooth movement
- 4x pre-programmable height settings
- Adjustable feet, for levelling and anti-rock
- 40mm per second height adjustment speed

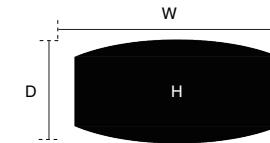
Code	Width	Depth	Height
IHABT1800	1800mm	1000mm	730mm
IHABT2400	2400mm	1000mm	730mm



High Gloss Height Adjustable Writable Boardroom Tables



Code	Width	Depth	Height
HABGW1800 (Black)	1800mm	1200mm	660-1310mm
HAWGW1800 (White)	1800mm	1200mm	660-1310mm
HABGW2400 (Black)	2400mm	1200mm	660-1310mm
HAWGW2400 (White)	2400mm	1200mm	660-1310mm



Leg colour options: Silver (SBT), White (WBT).
 Example code: HAWGW2400SBT is a 2400 Writable Boardroom Table in White High Gloss with Silver Height Adjustable Legs.

Options:



Silver Legs (*S)



White Legs (*W)



Black Legs (*B)




Black (BGW)



White (WGW)

Air Sit-Stand Desk Accessories



ICB16
Cable Management Tray



Anti-Fatigue Mat
AFBB



IP000144
Sit-Stand Black Cable Spine




IP000091
Universal (Strap) CPU Holder



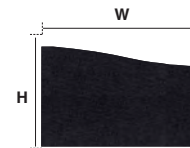

HASLF
Silver Leg Frame

Code	Width	Depth	Height
Cable Management Tray			
ICB10	1000mm	115mm	55mm
ICB12	1200mm	115mm	55mm
ICB14	1400mm	115mm	55mm
ICB16	1600mm	115mm	55mm
Cable Spine			
IP000144 Black	68mm	36mm	1600mm
IP000145 White	68mm	36mm	1600mm
CPU Holder			
IP000091	205mm	465mm	450mm
Anti-Fatigue Mat			
AFBB	560mm	460mm	60mm
Frame Only			
Code	Name		
HASLF	Silver Leg Frame Only		
HAWLF	White Leg Frame Only		
HABLF	Black Leg Frame Only		

Backdrop Screens



See page 204 for colour options



Oblong Backdrop Screens

Code	Width	Depth	Height
SBRCR40120	1200mm	20mm	400mm
SBRCR40140	1400mm	20mm	400mm
SBRCR40160	1600mm	20mm	400mm
SBRCR40180	1800mm	20mm	400mm

Wave Backdrop Screens

Code	Width	Depth	Height
SBRCW40120	1200mm	20mm	400mm
SBRCW40140	1400mm	20mm	400mm
SBRCW40160	1600mm	20mm	400mm
SBRCW40180	1800mm	20mm	400mm

Home Office

We are happy to introduce two brand-new home office desks.

Versatile by design and in nature, the Fleur smart storage desk is the perfect solution for those in need of an adaptable workspace.

When not in use, the rotating desktop pivots into a closed position over the storage units – perfect for those wanting a neat, stowaway design.

The all-encompassing Fleur Smart Storage desk includes two fixed shelves, two deep drawers & a dual desktop workspace.

The Chester boutique console desk combines style with practicality.

Dark grey oak wood finishes are accented beautifully with antiqued gunmetal grey frame.

A generously sized integrated drawer provides quick and convenient storage.

Contemporary & classic styles gracefully meet within the Chester boutique desk.



Chair: Lula (p149)

Chester Boutique Desk **NEW!**

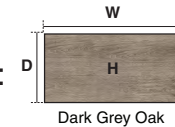


- Stylish Dark Grey Oak finish wood effect
- Antiqued gunmetal grey frame
- Varnished brass style frame
- Console style desktop with integrated drawer
- H Frame with floor levelling feet

Code	Width	Depth	Height
HO00100	1200mm	600mm	750mm



Options:



Fleur Smart Storage Desk **NEW!**



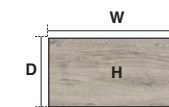
- Desk top easily and conveniently stows away
- 360° rotating, castor mounted desktop
- Dual extra large drawers
- Two fixed shelves
- Substantial 40mm thick desktop
- Assembled in Left or Right-handed formations
- Foolscape filing rails on bottom drawer

White

Code	Width	Depth	Height
HO00101	1300mm	500mm	750mm

Grey Oak

Code	Width	Depth	Height
HO00102	1300mm	500mm	750mm



Options:



White

Grey Oak

IMPULSE ITALIA RANGE





PRACTICAL

The strong pillar design avoids leg traps and obstacles under the table and effectively maximises the space.



EYE APPEAL

The brushed steel post leg and base finish is stylish, modern and wear resistant.



VERSATILE

A mix of round, rectangular and square shapes create unlimited options for meeting and conference tables linked together.



CHOICE

Tables come in a selection of five wood and one White finish to compliment any meeting area workspace.

FINISH OPTIONS



Grey Oak (GRY)



Maple (MPE)



Oak (OAK)



Walnut (WNT)



Beech (BCH)



White (WHT)

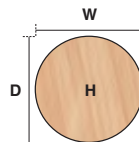
Continued...



Italia Round Table



Oak



Code	Width	Depth	Height	Height	Height
IPTRM6	600mm	600mm	L:475mm	M:725mm	H:1145mm
IPTRM8	800mm	800mm	L:475mm	M:725mm	H:1145mm
IPTRM10	1000mm	1000mm	L:475mm	M:725mm	H:1145mm
IPTRM12	1200mm	1200mm	L:475mm	M:725mm	H:1145mm

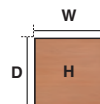
For 475mm high use suffix L, for 725mm high use suffix M, for 1145mm high use suffix H. Follow this with the colour suffix for your finish of choice.

- 25mm thick desk top profile
- Brushed stainless steel effect circular base (580mm diameter)
- Brushed stainless steel pillar (76mm diameter)
- Weighted base provides stability
- Two part bolted frame system

Italia Square Table



Beech



Code	Width	Depth	Height	Height	Height
IPTCT6	600mm	600mm	L:475mm	M:725mm	H:1145mm
IPTCT8	800mm	800mm	L:475mm	M:725mm	H:1145mm
IPTCT10	1000mm	1000mm	L:475mm	M:725mm	H:1145mm

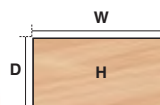
For 475mm high use suffix L, for 725mm high use suffix M, for 1145mm high use suffix H. Follow this with the colour suffix for your finish of choice.

- 25mm thick desk top profile
- Brushed stainless steel effect circular base (580mm diameter)
- Brushed stainless steel pillar (76mm diameter)
- Weighted base provides stability
- Two part bolted frame system

Italia Rectangle Table - 800mm deep



Maple




Code	Width	Depth	Height	Height
IPTFR12	1200mm	800mm	M:725mm	H:1145mm
IPTFR14	1400mm	800mm	M:725mm	H:1145mm
IPTFR16	1600mm	800mm	M:725mm	H:1145mm
IPTFR18	1800mm	800mm	M:725mm	H:1145mm

For 725mm high use suffix M, for 1145mm high use suffix H. Follow this with the colour suffix for your finish of choice.

- 25mm thick desk top profile
- Dual, brushed stainless steel effect circular base (580mm diameter)
- Brushed stainless steel pillars (76mm diameter)
- Weighted base provides stability
- Two part bolted frame system

Select the finish by adding the colour suffix to the end of a product code; an example code: IPTRM12HGRY is a High 1200mm Round Table and a Grey Oak top finish.



Grey Oak (GRY)



Beech (BCH)



Maple (MPE)



Oak (OAK)



Walnut (WNT)

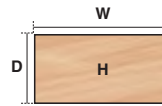


White (WHT)

Italia Rectangle Table - 600mm deep



Maple



Code	Width	Depth	Height	Height	Height
IPTCT12	1200mm	600mm	L:475mm	M:725mm	H:1145mm

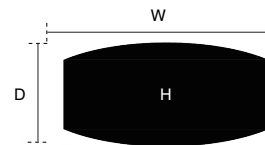
For 725mm high use suffix M, for 1145mm high use suffix H. Follow this with the colour suffix for your finish of choice.

- 25mm thick desk top profile
- Dual, brushed stainless steel effect circular base (580mm diameter)
- Brushed stainless steel pillars (76mm diameter)
- Weighted base provides stability
- Two part bolted frame system

Italia High Gloss Table



Black Gloss



Code	Width	Depth	Height	Height
IPTHG18	1800mm	1200mm	M:725mm	H:1145mm
IPTHG24	2400mm	1200mm	M:725mm	H:1145mm

For 725mm high use suffix M, for 1145mm high use suffix H. Follow this with the colour suffix for your finish of choice.

- 25mm thick desk top profile
- Dual, brushed stainless steel effect circular base (580mm diameter)
- Brushed stainless steel pillars (76mm diameter)
- Weighted base provides stability



Black (BGW)

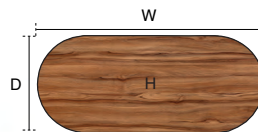


White (WGW)

Italia Boardroom Table




Walnut



Code	Width	Depth	Height	Height
IPTBT18	1800mm	1000mm	M:725mm	H:1145mm
IPTBT24	2400mm	1000mm	M:725mm	H:1145mm

For 725mm high use suffix M, for 1145mm high use suffix H. Follow this with the colour suffix for your finish of choice.

- 25mm thick desk top profile
- Dual, brushed stainless steel effect circular base (580mm diameter)
- Brushed stainless steel pillars (76mm diameter)
- Weighted base provides stability
- Two part bolted frame system



Grey Oak (GRY)



Beech (BCH)



Maple (MPE)



Oak (OAK)



Walnut (WNT)



White (WHT)

IMPULSE BOX LEG TABLES

A variety of tables with a stylish Silver square leg
suitable for all meeting and conference settings

Semi-circle Table



Maple



Oak



Walnut



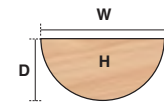
Beech



Grey Oak



White



Code	Width	Depth	Height
ISLSC16	1600mm	800mm	725mm

- Impulse free standing meeting table
- Height adjusting feet
- 18mm thick top
- Large, sturdy legs

Round Table



Oak



Beech



Walnut



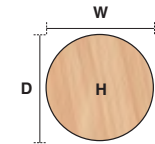
Maple



Grey Oak



White



Code	Width	Depth	Height
ISLC12	1200mm	1200mm	725mm

- Attractive Silver coated box leg
- Height adjusting feet
- 2mm ABS protective edging

Straight Table



Walnut



Oak



Beech



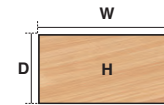
Maple



Grey Oak



White



Code	Width	Depth	Height
ISLST12	1200mm	800mm	725mm
ISLST16	1600mm	800mm	725mm
ISLST18	1800mm	800mm	725mm

Square

ISLST8	800mm	800mm	725mm
--------	-------	-------	-------

Trapezium Table



White



Oak



Walnut



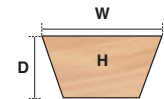
Maple



Beech

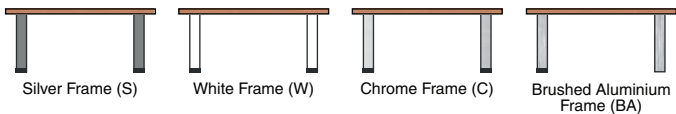


Grey Oak



Code	Width	Depth	Height
ISLTT16	1600mm	800mm	725mm

- Impulse free standing meeting table
- Height adjusting feet
- 18mm thick top
- Large, sturdy legs



Grey Oak (GRY)



Beech (BCH)



Maple (MPE)



Oak (OAK)



Walnut (WNT)



White (WHT)

IMPULSE POST LEG TABLES



Semi-circle Table



Beech



Oak



Walnut



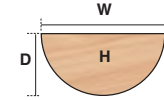
Maple



White



Grey Oak



Code	Width	Depth	Height
IPLSCT16	1600mm	800mm	725mm

- Impulse free standing meeting table
- Height adjusting feet
- 25mm thick top
- Large and sturdy tubular leg

Round Table



Maple



Oak



Walnut



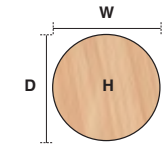
Beech



White



Grey Oak



Code	Width	Depth	Height
IPLCT10	1200mm	1200mm	725mm
IPLCT12	1200mm	1200mm	725mm

- Choice of 5 cylinder leg finishes
- Height adjusting feet
- 2mm ABS protective edging

Straight Table



Oak



Beech



Walnut



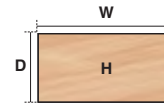
Maple



White



Grey Oak



Code	Width	Depth	Height
IPLST12	1200mm	800mm	725mm
IPLST14	1400mm	800mm	725mm
IPLST16	1600mm	800mm	725mm
IPLST18	1800mm	800mm	725mm

Square

IPLST8	800mm	800mm	725mm
--------	-------	-------	-------

Trapezium Table



Walnut



Oak



Beech



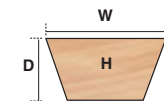
Maple



White

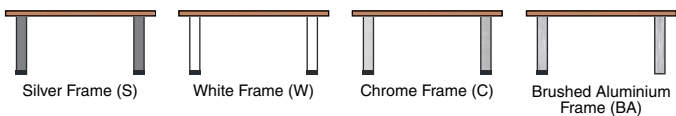


Grey Oak



Code	Width	Depth	Height
IPLTT16	1600mm	800mm	725mm

- Impulse free standing meeting table
- Height adjusting feet
- 25mm thick top
- Large and sturdy tubular leg



Grey Oak (GRY)



Beech (BCH)



Maple (MPE)



Oak (OAK)



Walnut (WNT)



White (WHT)

Folding & Flip-Top Tables

Trapezium Table



Oak



Beech



Grey Oak



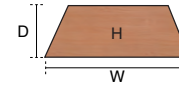
Walnut



Maple



White



Code	Width	Depth	Height
IFT1600 Trapezium	1600mm	800mm	730mm

- Table folds easily for space efficient storage
- Provides excellent team working environment
- 2mm ABS protective edging
- Heat resistant
- Chrome plated steel legs

Semi-circle Table



Oak



Beech



Grey Oak



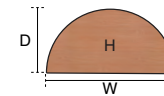
Walnut



Maple




White



Code	Width	Depth	Height
IFS1600 Semi-circle	1600mm	800mm	730mm

- Table folds easily for space efficient storage
- Provides excellent team working environment
- 2mm ABS protective edging
- Heat resistant
- Chrome plated steel legs



Grey Oak (GRY)



Beech (BCH)



Maple (MPE)



Oak (OAK)



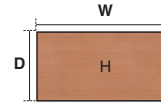

Walnut (WNT)



White (WHT)

Folding & Flip-Top Tables

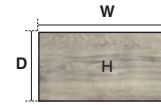
Rectangular Table




Code	Width	Depth	Height
IFR1200 Rectangle	1200mm	800mm	730mm
IFR1400 Rectangle	1400mm	800mm	730mm
IFR1600 Rectangle	1600mm	800mm	730mm
IFR1800 Rectangle	1800mm	800mm	730mm



Folding Leg Table



Code	Width	Depth	Height
IFTR1600 Rectangle	1600mm	800mm	730mm
IFTR1800 Rectangle	1800mm	800mm	730mm



Grey Oak (GRY)



Beech (BCH)



Maple (MPE)



Oak (OAK)



Walnut (WNT)



White (WHT)

Black Series

We are pleased to release our brand-new Black Series range featuring a stylish and sleek black desktop, that you can mix and match with our five standard leg colour options (including black and white) to match your office décor.

Add a touch of class to your contemporary office space with our Post Leg Tables Black Series edition, now available in a wide range of sizes to suit boardrooms and small meeting rooms.

Improve the health of your employees with our Air Sit-Stand Height Adjustable Black Series edition. Featuring four pre-programmed heights, anti-trap technology and a weight capacity of 120kg.

GUARANTEE
5
YEARS



Chair: Sital Stool (p107)



THE BIG CHOICE

Tri-telescopic legs provide both more stability when fully extended and a greater height range to accommodate all users.



CABLE MANAGE

Cable ports as standard to help reduce tangled wires, keeping your desk neat and tidy.



EASY TO USE

Save four memory presents so you have an ideal position for sitting, standing, and perching or set up alternative heights for different users.



QUALITY COUNTS

Twin motors can lift and support up to 120kg of weight on your height adjustable desktop space.

Continued...

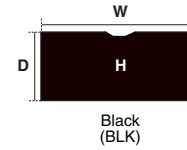


Black Series

Height Adjustable 600 Depth Desk With Cable Ports **NEW!**



1800 Black Series 600 Depth



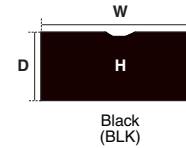
Code	Width	Depth	Height
600 Depth			
HASBS126BLK	1200mm	600mm	660-1310mm
HASBS146BLK	1400mm	600mm	660-1310mm
HASBS166BLK	1600mm	600mm	660-1310mm
HASBS168BLK	1800mm	600mm	660-1310mm

- Powerful twin motors provide smooth movement
- 4x pre-programmable height settings
- Adjustable feet, for levelling and anti-rock
- 40mm per second height adjustment speed
- 120kg weight capacity

Height Adjustable 800 Depth Desk With Cable Ports **NEW!**



1800 Black Series 800 Depth



Code	Width	Depth	Height
800 Depth			
HASBS128BLK	1200mm	800mm	660-1310mm
HASBS148BLK	1400mm	800mm	660-1310mm
HASBS168BLK	1600mm	800mm	660-1310mm
HASBS188BLK	1800mm	800mm	660-1310mm

- Powerful twin motors provide smooth movement
- 4x pre-programmable height settings
- Adjustable feet, for levelling and anti-rock
- 40mm per second height adjustment speed
- 120kg weight capacity

Example Code: HASBS12BLKS = Height Adjustable 1200mm by 600mm Desk in Black finish with Silver Legs.

Options:



Silver Legs (*S)



White Legs (*W)



Black Legs (*B)



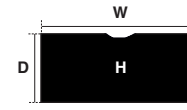
Black

Post Leg Straight 600 Depth Table

NEW!



Black Legs



Black (BLK)



Chrome Legs



Silver Legs



Brushed Aluminium Legs



White Legs

Code	Width	Depth	Height
600 Depth			
IPLSTBS126BLK	1200mm	600mm	730mm
IPLSTBS146BLK	1400mm	600mm	730mm
IPLSTBS166BLK	1600mm	600mm	730mm
IPLSTBS186BLK	1800mm	600mm	730mm

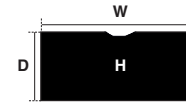
- Impulse free standing meeting table
- Height adjusting feet
- 25mm thick top
- Large, sturdy legs

Post Leg Straight 800 Depth Table

NEW!



Black Legs



Black (BLK)



Chrome Legs



Silver Legs



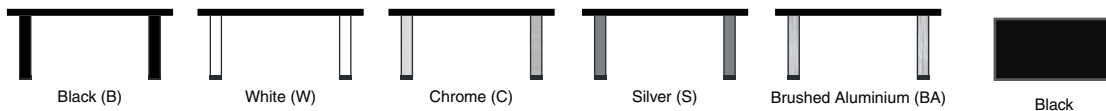
Brushed Aluminium Legs



White Legs

Code	Width	Depth	Height
800 Depth			
IPLSTBS128BLK	1200mm	800mm	730mm
IPLSTBS148BLK	1400mm	800mm	730mm
IPLSTBS168BLK	1600mm	800mm	730mm
IPLSTBS188BLK	1800mm	800mm	730mm

- Impulse free standing meeting table
- Height adjusting feet
- 25mm thick top
- Large, sturdy legs



Example Code: IPLSTBS188BLKB = Rectangular 1800mm by 800mm Table in Black finish with Black Legs.



Post Leg Boardroom Table



2400 Oak



1800 Maple



2400 Beech



1800 Walnut



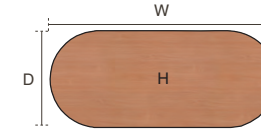
2400 Grey Oak



2400 White

- High definition wood or White grain finish
- Integrated floor levellers
- 5 leg choices available, see page 55 for details

Code	Width	Depth	Height
IBT1800	1800mm	1000mm	730mm
IBT2400	2400mm	1000mm	730mm



Height Adjustable Boardroom Table



Grey Oak



Beech



Maple



Walnut



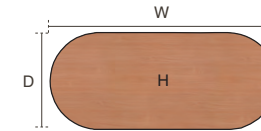
Oak



White

- Powerful twin motors provide smooth movement
- 4x pre-programmable height settings
- Adjustable feet, for levelling and anti-rock
- White, Black & Silver leg frame available

Code	Width	Depth
IHABT1800	1800mm	1000mm
IHABT2400	2400mm	1000mm



Panel Leg Boardroom Table



Oak



Beech



Maple



Walnut




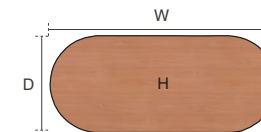
Grey Oak



White

- High definition wood or White grain finish
- Integrated floor levellers
- Distinctive arrowhead legs

Code	Width	Depth	Height
MIBT1800	1800mm	1000mm	730mm
MIBT2400	2400mm	1000mm	730mm



Grey Oak (GRY)



Beech (BCH)



Maple (MPE)



Oak (OAK)



Walnut (WNT)



White (WHT)

Coffee Table



Oak



Grey Oak



Beech



White



Walnut



White

- Stylish panel legs
- Available in two sizes
- Floor levelers included

Code	Width	Depth	Height
Wooden Panel Legs			
MICT6P Square	600mm	600mm	450mm
MICT12P Rectangle	1200mm	600mm	450mm



Free-Standing Round Table



Walnut



Grey Oak



Beech



Maple




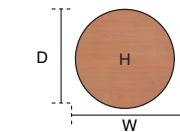
Oak




White

- Distinctive arrowhead legs
- Floor levellers included
- High definition tops

Code	Width	Depth	Height
MIRMT10	1000mm	1000mm	730mm
MIRM1200	1200mm	1200mm	730mm



Grey Oak (GRY)



Beech (BCH)



Maple (MPE)



Oak (OAK)



Walnut (WNT)



White (WHT)

Storage

Our universal storage products provide a solution for every requirement.

Whether it's 'at desk' storage such as handy pedestal pods or 'away from desk' cupboards & bookcases, we have a wide variety of universal storage options.

Our selection works with the Impulse, Evolve Plus and even Air Sit-Stand ranges. The six finishes in these ranges mean that no matter what, our storage partners will match perfectly.

Our core storage units are packed with quality features too.

They include:

- 25mm thick melamine panels
- Adjustable feet for floor levelling on desk high pedestals
- Locks on cupboards, pedestals and filing cabinets
- Anti-tilt safety device on filing cabinets



Desk: 1400 Straight Panel End Desk (p36)



Evolve Plus & Impulse Storage Pedestals

Desk High Pedestals



- 3 Lockable drawers
- Fully extending telescopic drawer runners
- 1 filing drawer
- 600mm & 800mm deep options

Code	Width	Depth	Height
IDHP3600	430mm	600mm	730mm
IDHP3800	430mm	800mm	730mm

Mobile Pedestals



- Fully extending telescopic drawer runners
- Lockable castors

Code	Width	Depth	Height
IMP2	430mm	500mm	510mm
IMP3	430mm	500mm	510mm

Tall Under Desk Pedestals



- 3 Lockable drawers
- Fully extending telescopic drawer runners
- Extra tall mobile pedestal

Code	Width	Depth	Height
NUDP3	300mm	550mm	695mm
UDP3	440mm	550mm	695mm

Note: Under desk pedestals do not fit underneath 600mm depth or Bench desks

Fixed Pedestals



- 3 Lockable drawers
- Fully extending telescopic drawer runners
- FP3 has three general storage drawers.
- FP2 has one filing drawer and one stationary drawer

Code	Width	Depth	Height
FP2	440mm	550mm	473mm
FP3	440mm	550mm	473mm

Note: Fixed Pedestals do not fit underneath 600mm deep desks.

Steel Pedestals



- Tough steel construction
- Suspended pen tray organiser included
- Standard width

Code	Width	Depth	Height
SMPWHITE	390mm	500mm	600mm
SMPSILVER	390mm	500mm	600mm

Slimline Steel Pedestals



- Tough steel construction
- Suspended pen tray organiser included
- Slimline option

Code	Width	Depth	Height
SLMPWHITE	300mm	500mm	600mm
SLMPSILVER	300mm	500mm	600mm



Evolve Plus & Impulse Storage Bookcases



ICO2000
4 Shelf Open Bookcase



IB2000
4 Shelf Bookcase



IB1600
3 Shelf Bookcase



IB1200
2 Shelf Bookcase



IB800
Single Shelf Bookcase

- Can be converted to Impulse cupboard with ease
- Discreet floor levellers
- Robust 25mm variable shelves
- Adjustable shelving positions

Code	Width	Depth	Height
IB800	800mm	400mm	800mm
IB1200	800mm	400mm	1200mm
IB1600	800mm	400mm	1600mm
IB2000	800mm	400mm	2000mm
ICO2000	800mm	400mm	2000mm

Evolve & Impulse Storage Cupboards



IC2000
4 Shelf Cupboard



IC1600
3 Shelf Cupboard



IC1200
2 Shelf Cupboard




IC800
Single Shelf Cupboard



IDH600
Single Shelf, Extra Depth Cupboard

- Strong 18mm backboards
- Lockable full length doors
- Discreet floor levellers
- Robust 25mm variable shelves

Code	Width	Depth	Height
IC800	800mm	400mm	800mm
IC1200	800mm	400mm	1200mm
IC1600	800mm	400mm	1600mm
IC2000	800mm	400mm	2000mm
Desk High - 600 Extra Depth Cupboard			
IDH600	800mm	600mm	730mm



Grey Oak (GRY)



Beech (BCH)



Maple (MPE)



Oak (OAK)



Walnut (WNT)



White (WHT)

Evolve Plus & Impulse Storage Filing Cabinets

Filing Cabinets - 4 Drawers



IFC4WNT

- 4 lockable drawers
- Fully extending telescopic drawer runners
- Floor levellers
- Stylish Silver handles

Code	Width	Depth	Height
IFC4	500mm	600mm	1445mm



IFC4GRY

IFC4MPE

IFC4BCH

IFC4OAK

IFC4WHT

Filing Cabinets - 3 Drawers



IFC3GRY

- 3 lockable drawers
- Fully extending telescopic drawer runners
- Floor levellers
- Stylish Silver handles

Code	Width	Depth	Height
IFC3	500mm	600mm	1125mm



IFC3OAK

IFC3MPE

IFC3BCH

IFC3WHT

IFC3WNT

Filing Cabinets - 2 Drawers



IFC2OAK

- 2 lockable drawers
- Fully extending telescopic drawer runners
- Floor levellers
- Stylish Silver handles

Code	Width	Depth	Height
IFC2	500mm	800mm	800mm



IFC2BLK

IFC2WHT

IFC2GRY



IFC2WNT

IFC2MPE

IFC2BCH

Desk High Side Filers - 2 Drawers



- Fully extending telescopic drawer runners
- Floor levellers
- Stylish Silver handles
- Fits on the end of an Impulse or Evolve Plus desk

Code	Width	Depth	Height
IDHF600	800mm	600mm	730mm




IDHF600GRY

IDHF600OAK

IDHF600MPE

IDHF600WNT

IDHF600WHT



Grey Oak (GRY)



Beech (BCH)



Maple (MPE)



Oak (OAK)



Walnut (WNT)



White (WHT)

HIGH GLOSS

When your meeting needs to be inspired by a conference atmosphere that exudes confidence and quality, our exciting High Gloss furniture does just that.

Available in stunning White or piano Black super sheen finish, the furniture suites have 25mm tops.

Tables are mounted on Silver curved legs on a Silver sub-frame and benefit from the inclusion of built-in floor levellers.

The storage options include matching cupboards and a double width one-top credenza unit.

The furniture can be complemented with any visitor and conference chairs.





Boardroom Tables
Page 72



Cupboards
Page 73



Dual Credenza Cupboards
Page 73

HIGH GLOSS

High Gloss Writable Boardroom Tables



White Finish
WGW1800BT

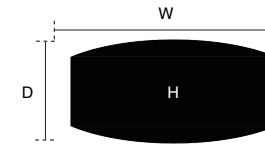


Black Finish
BGW2400BT



- Easy wipe-clean writable surface
- Extra large table to seat up to 8 people
- Floor levellers included
- Stylish slow curve boat shape
- MDF High gloss surface

Code	Width	Depth	Height
BGW1800BT (Black)	1800mm	1200mm	800mm
WGW1800BT (White)	1800mm	1200mm	800mm
BGW2400BT (Black)	2400mm	1200mm	800mm
WGW2400BT (White)	2400mm	1200mm	800mm




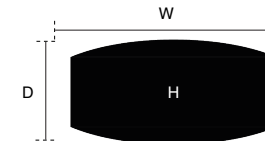
High Gloss Height Adjustable Writable Boardroom Tables



- Powerful twin motors provide smooth movement
- 4x pre-programmable height settings
- Adjustable feet, for levelling and anti-rock
- White, Black & Silver leg frame available

Code	Width	Depth	Height
HABGW1800 (Black)	1800mm	1200mm	660-1310mm
HAWGW1800 (White)	1800mm	1200mm	660-1310mm
HABGW2400 (Black)	2400mm	1200mm	660-1310mm
HAWGW2400 (White)	2400mm	1200mm	660-1310mm

Leg colour options: Silver (SBT), White (WBT).
Example code: HAWGW2400SBT is a 2400 Writable Boardroom Table in White High Gloss with Silver Height Adjustable Legs.



Black (BGW)



White (WGW)

Desk High Cupboard

- Stunning high gloss finish
- Discreet floor levellers included
- Lockable cupboard doors

Code	Width	Depth	Height
DHCB01 (Black)	800mm	600mm	725mm
DHCW01 (White)	800mm	600mm	725mm




Desk High Dual Credenza Cupboards

- Dual cupboard unit
- 4 lockable doors
- 25mm high gloss top

Code	Width	Depth	Height
I000909 (Black)	1600mm	600mm	725mm
I000908 (White)	1600mm	600mm	725mm




Black (BA)



White (WA)

Desk Accessories

Cable Management Tray (Universal)




Cable Management Tray
ICB16SLV

Code	Width	Depth	Height
ICB800SLV	800mm	115mm	55mm
ICB10SLV	1000mm	115mm	55mm
ICB12SLV	1200mm	115mm	55mm
ICB14SLV	1400mm	115mm	55mm
ICB16SLV	1600mm	115mm	55mm

Fits Impulse, Air Sit-Stand & Evolve single bench.

Pose Monitor Arms & Accessories



Anti-Fatigue Mat
AFBB



Laptop Holder
LTH037

Code	Screen Size	Weight Limit	Tilt Range
Single arm PE01	10" to 27"	5kg	-85° to 15°
Dual Arms PE02	10" to 27"	5kg	-85° to 15°

Laptop Holder

LTH037	10" to 27"	5kg	-
--------	------------	-----	---

Anti-Fatigue Mat

Code	Width	Depth	Height
AFBB	560mm	460mm	60mm

Power & Network Cables



Name	Code
1M 4 Socket Extension	KC0279
4M 4 Socket Extension	KC0280
5M 4 Socket Extension	KC0281
6M 4 Socket Extension	KC0282
1M Ethernet Cable	IP000080
4M Ethernet Cable	IP000083
5M Ethernet Cable	IP000084
6M Ethernet Cable	IP000085

- Conforms to BS standards

Cable Management Spine



SP116



SP116G



SP116O



IP000144

Name	Code	Width	Depth	Height
Black Cable Spine	SP116	140mm	-	630mm
Grey Cable Spine	SP116G	140mm	-	630mm
White Cable Spine	SP116O	140mm	-	630mm

Sit-Stand Cable Spine (See page 44xx for Sit-Stand desking)

Name	Code	Width	Depth	Height
Black Cable Spine	IP000144	68mm	36mm	1600mm
White Cable Spine	IP000145	68mm	36mm	1600mm

Desk Top Screen (For Impulse desk)



*Desk clamps included

Upholstery:

■ BLK = Black Fabric

■ BLU = Blue Fabric

■ UP = Bespoke Upholstery

Metal Finishes:

■ S = Silver Finish

■ W = White Finish

Fits all Impulse desks

Code	Width	Depth	Height
ISS1200	1200mm	25mm	400mm
ISS1400	1400mm	25mm	400mm
ISS1600	1600mm	25mm	400mm

Steel Mobile Pedestals



SMP - Standard Width



SLMP - Slimline

Name	Code	Width	Depth	Height
Silver Pedestal	SMPSILVER	390mm	500mm	600mm
White Pedestal	SMPWHITE	390mm	500mm	600mm

Name	Code	Width	Depth	Height
Silver Slim Pedestal	SLMPSILVER	300mm	500mm	600mm
White Slim Pedestal	SLMPWHITE	300mm	500mm	600mm

Impulse Plus Screens

Desk high fabric screens define personal areas whilst creating a more private feel.

Floor standing screens define personal space more acutely whilst acrylic desk mounted screens provide a stylish and contemporary space-defining solution.

Our designers have also created backdrop screens to fit height adjusting desks and other workstations to double up as a modesty panel and hide wire management systems.

Our UK manufactured screens are all fully guaranteed and come in a choice of the nine most popular fabrics with scores of other fabrics available on demand.

Impulse Plus desk high screens are all designed to fit the Impulse desking range and come complete with fitting clamps suitable for standard 25mm thick desk tops with a back-of-desk overhang.

Chair: Eclipse Plus 2 (p130)
Desk: 1400 Straight Panel End Desk (p36)





BIG SELECTION

Our screens come in a variety of shapes & sizes. Complete with clamps to fit our Impulse desking or feet for floor standing.



QUALITY ENGINEERED

All screens have thermoset polyester powder coated frames, combustion modified foam and flame retardant fabrics to ensure the highest quality.



COLOUR YOUR WORLD


Our screens are available in a huge range of fabrics and colours. We have, however, selected the nine most popular to make ordering simpler.



FAST SUPPLY

Our screens can be supplied typically within five working days of order making it one of the largest express delivery screen ranges available today.

FINISH OPTIONS




Beige
(BGE)



Black
(BLK)




Burgundy
(BGY)



Lead
(LED)



Light Grey
(LGY)



Palm Green
(GRN)



Powder Blue
(PBL)



Royal Blue
(RBL)



Sky Blue
(SBL)

Continued...

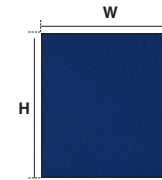


Impulse Plus Screen

Floor Screen



- Free-standing floor screen with stabilising feet included
- Excellent at absorbing sound

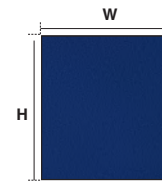


Code	Width	Depth	Height
SFR165120	1200mm	28mm	1650mm
SFR165160	1600mm	28mm	1650mm
SFR180120	1200mm	28mm	1800mm
SFR180160	1600mm	28mm	1800mm

Vision Screen




- Clear acrylic shatter-proof vision panels
- Gives an overview of office or public areas
- Combustion modified foam as standard



Code	Width	Depth	Height
SFH165120	1200mm	28mm	1650mm
SFH180120	1200mm	28mm	1800mm
SFH165160	1600mm	28mm	1650mm
SFH180160	1600mm	28mm	1800mm

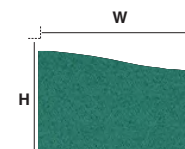
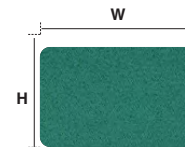
Backdrop Screen



- Our backdrop screens have a 20cm screen surface area below the top of the desk.
- The height relates to the screen size from desk top to top of the screen.
- All backdrops have a 5mm gap at the back of the desk for cable feed



See page 44 for Air Sit-Stand Height Adjustable Desks



Oblong Backdrop Screens


Code	Width	Depth	Height
SBRCR40120	1200mm	20mm	400mm
SBRCR40140	1400mm	20mm	400mm
SBRCR40160	1600mm	20mm	400mm
SBRCR40180	1800mm	20mm	400mm

Wave Backdrop Screens

Code	Width	Depth	Height
SBRCW40120	1200mm	20mm	400mm
SBRCW40140	1400mm	20mm	400mm
SBRCW40160	1600mm	20mm	400mm
SBRCW40180	1800mm	20mm	400mm

Also available in 800mm and 1000mm options.

Add colour code to the end of the product code. Fabric options are not available for Acrylic Screens.



Beige (BGE)



Black (BLK)



Burgundy (BGY)



Lead (LED)



Light Grey (LGY)




Palm Green (GRN)



Powder Blue (PBL)

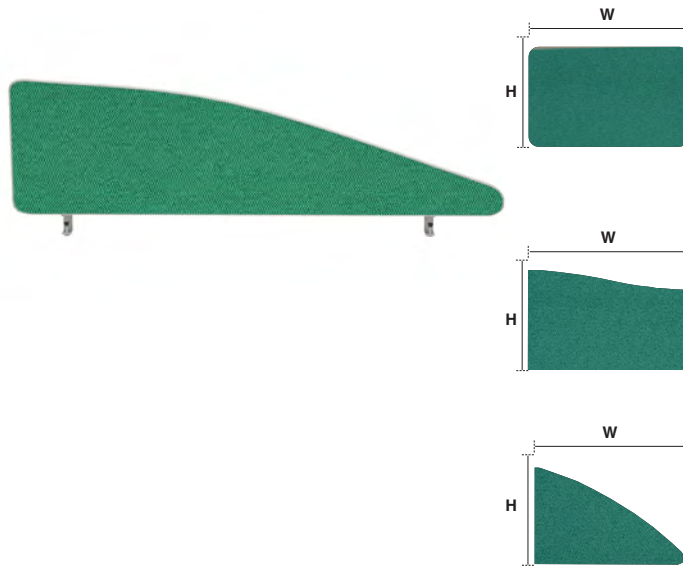


Royal Blue (RBL)



Sky Blue (SBL)

Desktop Screen



Oblong Straight Corner

Code	Width	Depth	Height
SDR4580	800mm	28mm	450mm
SDR45100	1000mm	28mm	450mm
SDR45120	1200mm	28mm	450mm
SDR45140	1400mm	28mm	450mm
SDR45160	1600mm	28mm	450mm
SDR45180	1800mm	28mm	450mm

Wave Straight Corner

Code	Width	Depth	Height
SDW4580	800mm	28mm	450mm
SDW45100	1000mm	28mm	450mm
SDW45120	1200mm	28mm	450mm
SDW45140	1400mm	28mm	450mm
SDW45160	1600mm	28mm	450mm
SDW45180	1800mm	28mm	450mm

Angle Desktop Screens

Code	Width	Depth	Height
SDA4580	800mm	28mm	450mm
SDA45100	1000mm	28mm	450mm
SDA45120	1200mm	28mm	450mm
SDA45140	1400mm	28mm	450mm
SDA45160	1600mm	28mm	450mm
SDA45180	1800mm	28mm	450mm

Oblong Rounded Corners

Code	Width	Depth	Height
SDRCR4080	800mm	28mm	400mm
SDRCR40100	1000mm	28mm	400mm
SDRCR40120	1200mm	28mm	400mm
SDRCR40140	1400mm	28mm	400mm
SDRCR40160	1600mm	28mm	400mm
SDRCR40180	1800mm	28mm	400mm

Wave Rounded Corner

Code	Width	Depth	Height
SDRCW4080	800mm	28mm	400mm
SDRCW40100	1000mm	28mm	400mm
SDRCW40120	1200mm	28mm	400mm
SDRCW40140	1400mm	28mm	400mm
SDRCW40160	1600mm	28mm	400mm
SDRCW40180	1800mm	28mm	400mm

- Sound absorbing acoustic qualities
- Defines working space area
- Flame retardant fabric to BS476-Part 7
- Combustion modified foam as standard

Protective Screen

NEW!



Protect Plus Acrylic Desktop Screens


Code	Width	Depth	Height
ADS8070	800mm	5mm	700mm
ADS10070	1000mm	5mm	700mm
ADS12070	1200mm	5mm	700mm
ADS14070	1400mm	5mm	700mm
ADS16070	1600mm	5mm	700mm
ADS18070	1800mm	5mm	700mm

- Tough and durable, wipe clean acrylic surface
- 5mm thick acrylic panels
- Protects against the spread of bacteria
- Transparent acrylic provides maximum visibility
- Held in place by stabilising feet (L 194mm x W 30mm)
- 2 year warranty

Protect Plus Acrylic Desktop Screen Toppers

Code	Width	Depth	Height
AST8030	800mm	5mm	300mm
AST10030	1000mm	5mm	300mm
AST12030	1200mm	5mm	300mm
AST14030	1400mm	5mm	300mm
AST16030	1600mm	5mm	300mm
AST18030	1800mm	5mm	300mm

- Tough and durable, wipe clean acrylic surface
- 5mm thick acrylic panels
- Fixes to existing desktop screens to protect against spread of bacteria
- Transparent acrylic provides maximum visibility
- Fixing clamps accept panels up to 35mm thick
- 2 year warranty




Beige (BGE)



Black (BLK)




Burgundy (BGY)



Lead (LED)



Light Grey (LGY)



Palm Green (GRN)



Powder Blue (PBL)



Royal Blue (RBL)



Sky Blue (SBL)

QUBE BY BISLEY STEEL STORAGE

Made in the UK, the QUBE by Bisley range provides outstanding value with a 5 year warranty.

All branded units will provide footscap and A4 filing. Filing cabinets and stationery cupboards feature flush front letter box drawer and door pulls.

Filing cabinets have integral contents badge holders.

For maximum security and peace of mind, all QUBE by Bisley storage is fully lockable. The drawer units even benefit from anti-tilt safety mechanisms that are fitted as standard.

All products are supplied fully assembled, with the added option of also being available flat packed for on-site assembly to overcome any access issues.

MADE IN
BRITAIN



QUBE
BY **BISLEY**





2 Drawer Filing Cabinet
Page 82



3 Drawer Filing Cabinet
Page 82



4 Drawer Filing Cabinet
Page 82



2m Tall Tambour Cupboard
Page 83



1m Tall Tambour Cupboard
Page 83



Tall 2 Door Cupboard
Page 84



2 Door Cupboard
Page 84



Steel Locker
Page 85



Steel Storage Accessories
Page 85

QUBE STEEL STORAGE

QUBE By Bisley Filing Cabinet

2 Drawer Filing Cabinet



Black
BIS2FCBLK



Goose Grey
BIS2FCGRY



White
BIS2FCWHT

- Flush front letter box drawer pulls with integrated contents badge holders
- Light texture epoxy powder coated
- Fully lockable
- Integral anti-tilt safety mechanism fitted
- Manufacturer's guarantee
- Soft, protective feet
- Supplied assembled as standard
- Integrated contents badge

5Years
Warranty

Code	Width	Depth	Height
BIS2FC	470mm	622mm	711mm

Comes in Goose Grey, White & Black finishes as standard.

3 Drawer Filing Cabinet



Black
BIS3FCBLK



Goose Grey
BIS3FCGRY



White
BIS3FCWHT

- Flush front letter box drawer pulls with integrated contents badge holders
- Light texture epoxy powder coated
- Fully lockable
- Integral anti-tilt safety mechanism fitted
- Manufacturer's guarantee
- Soft, protective feet
- Supplied assembled as standard
- Integrated contents badge

5Years
Warranty

Code	Width	Depth	Height
BIS3FC	470mm	622mm	1016mm

Comes in Goose Grey, White & Black finishes as standard.

4 Drawer Filing Cabinet



Black
BIS4FCBLK



Goose Grey
BIS4FCGRY



White
BIS4FCWHT

- Flush front letter box drawer pulls with integrated contents badge holders
- Light texture epoxy powder coated
- Fully lockable
- Integral anti-tilt safety mechanism fitted
- Manufacturer's guarantee
- Soft, protective feet
- Supplied assembled as standard
- Integrated contents badge

5Years
Warranty


Code	Width	Depth	Height
BIS4FC	458mm	622mm	1321mm

Comes in Goose Grey, White or Black finishes as standard.


Select your colour by adding the relevant colour code suffix to the item; e.g. BIS3FCBLK = 3 Drawer Filing Cabinet in Black



Black (BLK)



Grey Goose (GRY)



White (WHT)

QUBE By Bisley Steel Tambour Cupboard

1970m Tall Tambour



Black (Made to order)
BIS2STBLK



Goose Grey
BIS2STGRY



White
BIS2STWHT

- Tough, epoxy powder coated finish
- Supplied ready to take internals to suit users needs
- Light textured paint treatment
- Triple point locking for maximum security
- Soft, protective feet
- Attractive discreet handle
- Matching colour doors
- Strong high grade steel carcass

5Years
Warranty

Code	Width	Depth	Height
BIS2ST	1000mm	470mm	1970mm

Comes in Goose Grey & White finishes as standard.
Black finish is made to order.

Supplied ready to add own choice of internal fittings and shelves (page 85).

1m Tall Tambour



Black (Made to order)
BIS1STBLK



Goose Grey
BIS1STGRY



White
BIS1STWHT

- Tough, epoxy powder coated finish
- Supplied ready to take internals to suit users needs
- Light textured paint treatment
- Triple point locking for maximum security
- Soft, protective feet
- 5 year manufacturers guarantee
- Attractive discreet handle
- Matching colour doors
- Strong high grade steel carcass


5Years
Warranty

Code	Width	Depth	Height
BIS1ST	1000mm	470mm	1000mm

Comes in Goose Grey & White finishes as standard.
Black finish is made to order.

Supplied ready to add own choice of internal fittings and shelves (page 85).


Select your colour by adding the relevant colour code suffix to the item; e.g. BIS1STGRY = 1m Tall Tambour in Goose Grey



Black (BLK)



Goose Grey (GRY)



White (WHT)

QUBE By Bisley Steel Stationery Cupboard

1806mm Tall 2 Door Cupboard



Black
BISC2BLK



Goose Grey
BISC2GRY



White
BISC2WHT

- Stunning epoxy powder coated treatment
- Supplied with shelves
- Add own choice of internal fittings (page 85)
- Light textured paint finish
- Triple locking for maximum security
- High grade steel carcass
- Supplied assembled

5Years
Warranty

Code	Width	Depth	Height
BISC2	914mm	400mm	1806mm

Comes in Goose Grey, White or Black finishes as standard.

Supplied ready to add own choice of internal fittings (page 85).

1000mm Tall 2 Door Cupboard



Black
BISC1BLK



Goose Grey
BISC1GRY



White
BISC1WHT

- Stunning epoxy powder coated treatment
- Supplied with 1 shelf
- Add own choice of internal fittings (page 85)
- Light textured paint finish
- Triple locking for maximum security
- High grade steel carcass
- Supplied assembled

5Years
Warranty

Code	Width	Depth	Height
BISC1	914mm	400mm	1000mm


Comes in Goose Grey, White or Black finishes as standard.

Supplied ready to add own choice of internal fittings (page 85).
Roll out fittings recommended for the bottom half of unit only.


Select your colour by adding the relevant colour code suffix to the item; e.g. BISC1GRY = 1000mm Tall 2 Door Cupboards in Goose Grey



Black (BLK)



Goose Grey (GRY)



White (WHT)

QUBE By Bisley Steel Locker



1 Door
BISL1D450BLK



2 Doors
BISL2D450GRY



4 Doors
BISL4D450GRY



6 Doors
BISL6D450WHT

- Stunning epoxy powder coated treatment
- Light textured paint finish
- 5 year manufacturers guarantee
- Made in the UK
- High grade steel carcass
- Finished in Goose Grey
- 2 key mastered series
- Standard cam lock fitted

5Years
Warranty

Name	Code	Width	Depth	Height
1 Door	BISL1DA2	305mm	450mm	1800mm
2 Door	BISL2DA2	305mm	450mm	1800mm
4 Door	BISL4DA2	305mm	450mm	1800mm
6 Door	BISL6DA2	305mm	450mm	1800mm

Comes in Goose Grey as standard, White or Black finishes are made to order.



Black (BLK)



Goose Grey (GRY)



White (WHT)

QUBE By Bisley Steel Storage Accessories

5Years
Warranty

Name	Code	Width	Depth
Cupboard Shelf	BISCSBLK	908mm	390mm
Tambour Shelf	BISTSBLK	908mm	390mm
Lateral Filing Frame	BISLFSBLK	905mm	390mm
Roll Out Shelf	BISRRSGRY	800mm	406mm
Suspended Frame	BISRSFBLK	828mm	406mm

Roll out fittings recommended for the bottom half of unit only.



Cupboard Shelf
BISCSBLK



Lateral Filing Frame
BISLFSBLK

SECURITY

Security has never been more important than in today's modern office. It is critical that confidential documents, valuables and financial records are kept safe.

We are all carrying more valuable items with us as well - and sometimes these need extra secure storage when not in use. Phoenix is the UK's leading office and home security specialist.

We are proud to offer a vast range of Phoenix security products. Have a browse through the following pages for examples of their most popular solutions.



Fire Protection Paper



Fire Protection Data



Fire Protection Digital Media



Water Resistant



Electronic Lock



Drop Tested



Changeable Lock



Key Lock



Recommended Insurance Rating



Phoenix Security

Cash Deposit Security Safe



- **SECURITY PROTECTION:** Recommended for overnight cash cover of £3276 cash or £32760 valuables.
- **DEPOSIT FACILITY:** Fitted with a special Phoenix tilting baffle plate to ensure that the contents cannot be 'fished out'.
- **CONSTRUCTION:** Constructed with a 12mm steel plate door and 6mm body.
- **FIXING:** Supplied with fixing bolts for concrete floors.

Front Loading Cashier Deposit safe for 24 hour cash management.

Code / Lock Type		External			Internal			Weight	Volume
Key	Electronic	Width	Depth	Height	Width	Depth	Height		
PX0015	PX0013	340mm	380mm	480mm	328mm	323mm	448mm	54kg	47 Litres
PX0021	PX0019	510mm	510mm	760mm	495mm	415mm	315mm	130kg	92 Litres



Commercial Key Cabinet



- **SPECIAL FEATURES:** Each unit comes with adjustable hook bars and number labels to suit.
- The 400 and 600-hook units are double door cabinets.
- **FIXING:** The cabinets have pre-drilled fixing holes for wall mounting.
- **LOCKING:** Fitted with a high quality cylinder key lock or electronic code lock with 4 digit user code.
- **FINISH:** Finished in a high quality durable powder coated finish.

A series of high quality Key Cabinets ranging from 42 hooks up to 600 hook units.

Code / Lock Type		External			Internal			Weight	Hooks
Key	Electronic	Width	Depth	Height	Width	Depth	Height		
PX0047	PX0046	270mm	80mm	350mm	N/A	N/A	N/A	4kg	42 Hooks
PX0051	PX0050	300mm	80mm	450mm	N/A	N/A	N/A	6kg	64 Hooks
PX0055	PX0054	380mm	80mm	550mm	N/A	N/A	N/A	7kg	100 Hooks
PX0059	PX0058	380mm	140mm	550mm	N/A	N/A	N/A	11kg	200 Hooks
PX0063	PX0062	380mm	205mm	550mm	N/A	N/A	N/A	14kg	300 Hooks
PX0067	PX0066	730mm	140mm	550mm	N/A	N/A	N/A	20kg	400 Hooks
PX0070	PX0069	730mm	205mm	550mm	N/A	N/A	N/A	28kg	600 Hooks



Cygnus Key Deposit Safe



- **SECURITY:** When bolted to a wall these key safes provide defence against burglaries aimed at stealing car keys, house keys etc.
- **FIXING:** Ready prepared for fixing to the wall with bolts supplied.
- **SPECIAL FEATURES:** A key deposit slot, allowing keys to be deposited without the need to open the safe.
- **KEY TAGS:** Supplied complete with a selection of coloured key rings.
- **LOCKING:** Advanced electronic locking with anti-tamper solenoid.

The Phoenix Cygnus series of Electronic key deposit safes are available in capacities of 30 - 700 keys

Code / Lock Type		External			Internal			Weight	Hooks
Key	Electronic	Width	Depth	Height	Width	Depth	Height		
N/A	PX0110	300mm	100mm	280mm	295mm	80mm	275	6.5kg	30 Keys
N/A	PX0111	300mm	100mm	360mm	275mm	80mm	350	7.5kg	48 Keys
N/A	PX0112	430mm	130mm	660mm	424mm	110mm	655	20kg	144 Keys
N/A	PX0113	580mm	250mm	755mm	570mm	230mm	745	43kg	300 Keys
N/A	PX0114	580mm	280mm	760mm	570mm	260mm	750	46kg	500 Keys
N/A	PX0115	580mm	330mm	760mm	570mm	310mm	750	49kg	700 Keys



Titan Fire & Security Safe



- **FIRE PROTECTION (PAPER):** Tested to the International NT Fire 017 - 60 fire test standard, at the Swedish SP Testing Centre providing 60 minutes fire protection for paper documents.
- **FIRE PROTECTION (DIGITAL MEDIA):** Tested to MTC - DIP120 - 60DMA fire test standard, providing 60 minutes fire protection for digital media, DVD's, USB memory sticks.
- **SECURITY PROTECTION:** Recommended for an overnight cash risk of £2184 or £21840 valuables and is also ready prepared for floor fixing with fixing bolts for concrete floors supplied.
- **FITTINGS:** Fitted with a high quality key lock (2 keys supplied) or high security electronic lock.

The Phoenix Titan is a modern, compact, fire and security resistant safe designed to meet the need for residential and business use.

Code / Lock Type		External			Internal			Weight	Volume
Key	Electronic	Width	Depth	Height	Width	Depth	Height		
PX0344	PX0342	412mm	363mm	360mm	320mm	234mm	260mm	28kg	19 Litres
PX0347	PX0345	350mm	430mm	410mm	260mm	304mm	320mm	34kg	25 Litres
PX0350	PX0348	400mm	440mm	515mm	300mm	300mm	405mm	53kg	36 Litres



Vela Home & Office



- **SECURITY PROTECTION:** Recommended for overnight cash cover of £1092 cash or £10920 valuables.
- **CONSTRUCTION:** Vela safes supplied as standard with twin live locking bolts and concealed internal hinges for increased security.
- **LOCKING:** Advanced electronic locking with anti-tamper solenoid.
- **FIXING:** Ready prepared for fixing to the floor or wall, with fixing bolts supplied for brick walls or concrete floors.
- **LIGHTING:** Fitted with a bright LED interior light so that the contents can easily be seen, even in the most dimly lit cupboards.

THE PHOENIX VELA SERIES is designed for use at home or in the office for storage of valuables, cash and important documents. With its high quality key-lock or user friendly electronic lock it is ideal for multiple applications.

Code / Lock Type		External			Internal			Weight	Volume
Key	Electronic	Width	Depth	Height	Width	Depth	Height		
PX0367	PX0366	310mm	200mm	200mm	305mm	160mm	195mm	6kg	10 Litres
PX0369	PX0368	350mm	250mm	250mm	340mm	185mm	240mm	8kg	15 Litres
PX0371	PX0370	450mm	365mm	250mm	440mm	300mm	240mm	12kg	31 Litres
PX0373	PX0372	350mm	310mm	500mm	345mm	300mm	495mm	19kg	51 Litres
PX0375	PX0374	370mm	445mm	560mm	366mm	435mm	556mm	23kg	88 Litres



World Class Vertical Fire file



Optional Data Protection Insert

- **FIRE PROTECTION (PAPER):** 120 minutes fire protection for paper documents FIRE PROTECTION (DIGITAL MEDIA): 60 minutes fire protection for digital media to MTC-DIP120-60DM.
- **FIRE PROTECTION (DATA):** 120 minutes fire protection for computer tapes and digital media if optional FSDPI08 is used.
- **CAPACITY:** Able to accommodate foolscap, A4 and A5 files on width adjustable rails.
- **WATER RESISTANT:** Water resistant seals prevent water damage to contents when the cabinet is subjected to sprinkler systems or fire hoses.

The Phoenix Vertical Fire File FS2250 & FS2270 series offers unrivalled protection for documents and data in a stylish modern filing cabinet format. Ultra lightweight insulation materials mean the cabinet can be used on most standard floors without the need for support.

Code / Lock Type		External			Internal			Weight	Volume
Key	Electronic	Width	Depth	Height	Width	Depth	Height		
PX0453	PX0450	525mm	675mm	720mm	385mm	505mm	255mm	140kg	98 Litres
PX0458	PX0455	525mm	675mm	1405mm	385mm	505mm	255mm	266kg	196Litres



Datacombi Safe



- **FIRE PROTECTION (PAPER):** Tested to Swedish NT Fire 017 - 90 Paper. Providing 90 minutes fire protection for paper documents.
- **FIRE PROTECTION (DATA):** Tested to Swedish NT Fire 017 - 90dis. Providing 90 minutes fire protection for CD's, DVD's, tapes and all forms of data storage.
- **SECURITY PROTECTION:** Recommended for an overnight cash risk of £2730 or £27300 valuables.
- **FITTINGS:** Complete with height adjustable shelf and a lockable drawer.
- **DROP TEST:** Drop tested from 9.1 meters for resistance to the impact of falling through the burning floors of a building or the collapse of the building.

FOUR SAFES IN ONE This safe provides fire protection for paper documents, computer diskettes, tapes and all forms of data storage and security for cash and valuables all in one unit. Suitable for use in residential or business premises.

Code / Lock Type		External			Internal			Weight	Volume
Key	Electronic	Width	Depth	Height	Width	Depth	Height		
PX0139	PX0137	500mm	500mm	720mm	375mm	330mm	510mm	93kg	63 Litres
PX0142	PX0140	520mm	520mm	900mm	380mm	330mm	670mm	120kg	84 Litres
PX0145	PX0143	655mm	560mm	1145mm	475mm	350mm	880mm	218kg	145 Litres



Fire Ranger Safe



- **FIRE PROTECTION (PAPER):** Provides 30 minutes fire protection for paper records at 500°C.
- **SECURITY PROTECTION:** Recommended for overnight cash cover of £1638 or valuables cover of £16380
- **DOOR CONSTRUCTION:** High security 3-way espagnolette bolt work provides great strength and attack resistance.
- **FITTINGS:** Supplied with 2 height adjustable shelves that also includes hanging rails for lateral files as standard.

The Phoenix Fire Ranger sets new standards for protection against fire and burglary attack in an economic, convenient and attractive format.

Code / Lock Type		External			Internal			Weight	Volume
Key	Electronic	Width	Depth	Height	Width	Depth	Height		
PX0190	PX0188	600mm	520mm	1225mm	506mm	415mm	1082mm	77kg	230 Litres
PX0193	PX0191	930mm	520mm	1225mm	814mm	415mm	1050mm	106kg	359 Litres
PX0196	PX0194	930mm	520mm	1950mm	814mm	415mm	1810mm	152kg	615 Litres
PX0199	PX0197	1250mm	520mm	1950mm	1134mm	415mm	1810mm	194kg	851 Litres



Fortress Security Safe



- **SECURITY PROTECTION:** Tested to the prestigious European S2 Security standard EN14450 giving cash cover of £4368 or Valuables cover of £43680
- **APPROVALS:** UK Police approved (Secured by Design scheme) and the Association of Insurance Surveyors (AIS).
- **CONSTRUCTION:** Double wall construction with anti drill plates.
- **FIXING:** Ready prepared for floor fixing, with fixing bolts for concrete supplied.
- **LOCKING:** High security VDS Class 1 double bitting key lock or electronic locking with time delay function.

The Phoenix Fortress SS1180 series is a range of high security safes designed and tested to the latest European test standards.

Code / Lock Type		External			Internal			Weight	Volume
Key	Electronic	Width	Depth	Height	Width	Depth	Height		
PX0207	PX0206	350mm	300mm	220mm	270mm	190mm	140mm	15kg	7 Litres
PX0209	PX0208	450mm	350mm	350mm	365mm	240mm	270mm	25kg	24 Litres
PX0211	PX0210	450mm	350mm	550mm	365mm	240mm	470mm	37kg	42 Litres
PX0213	PX0212	445mm	400mm	805mm	360mm	290mm	715mm	54kg	74 Litres
PX0215	PX0214	440mm	400mm	1000mm	360mm	300mm	815mm	65kg	99 Litres



SEATING

'We've got your back'

Headrest

Additional support for the long term user that requires further head and neck support.

Lumbar Support

The most critical area of the S shape spine is the lumbar. We have fixed and adjustable lumbar support options, the latter either operated by twist grip or inflating bulbs.

Seat Tilt

This will give the user a rocking action that can be tension adjusted. The seat tilt can also be locked in a variety of positions when coincided with a lock/tilt mechanism.

Mechanism & Levers

This determines the 'action' of the product. The way the seat moves in relation to the back. All levers are ergonomically shaped and placed for ease-of-use.

Castors

All our swivel chairs have twin wheel, high impact castors. This ensures they run smoothly over the average eight miles they travel each year.

It is one of the very few areas in the office that will provide an improvement in health and efficiency.

Seating has developed massively, even in the last decade. Now users weight, build, usage and tasks all contribute to finding the perfect product.

Feature-rich posture, task, ergonomic, operator, heavy duty and 24 hour chairs all provide outstanding support and comfort - and that translates to more efficiency at work.

This guide helps explain some of the features that make our chairs the envy of everyone.

Backrest

Backrests are available as either fixed or adjustable to provide a variety of options.

Armrests

Armrests can be static loop style or height adjusting to fit each individual user. Further options include flip back or folding arms that can be easily stowed.

Seat Slide

Users with longer or shorter legs often choose to use a seat slide for the optimum seating position for their personal needs.


Seat Height

A gas lift strut makes adjusting chair height easy. Lifting the lever releases the automatic gas piston and allows the chair to rise.



POSTURE

94




TASK &
OPERATOR

108



HEAVY
DUTY

132



EXECUTIVE

136



VISITOR

164



AGILE SOFT
SEATING

182



Movement and Product icons



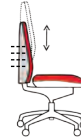
GAS HEIGHT ADJUSTMENT

Power assisted gas safety lift to raise height of seat.



KNEE TILT

Scissor shaped forward mounted tilt. This tilts the chair from the back of the knee; avoiding pressure points.



RATCHET BACKREST

Drop the backrest to the lowest position and as you lift it to different heights, it locks on a ratchet.



HEADREST

Provides support to head and neck muscles.



SYNCHRONISED TILT MECHANISM

Backrest and seat recline together with approx 2:1 ratio in free float or locked action.



ANTI-SHOCK

Prevents user being thrown forward when back or seat adjustments are released.



ADJUSTABLE LUMBAR SUPPORT

Enhances lower back comfort with variable support feature.



ADJUSTABLE HEADREST

Headrest moves for optimum support and comfort.



SEAT ANGLE ADJUSTMENT

Seat angle is adjusted by a lever to meet ideal sitting position.



AUTO TILT TENSIONER

Automatically adjusts the tension on tilt mechanisms to suit individual needs.



INTEGRAL LUMBAR

A lumbar support within the chair to support lower back.



STACKING CHAIR

Chairs that nest within each other to easily store.



ADJUSTABLE OR FREE FLOAT BACK

Permanent Contact Back (PCB) can be locked or can be free to float at any angle.



TILT TENSION ADJUSTMENT

Alters the amount of pressure required to tilt a chair depending on weight, build or preference.



FIXED ARMRESTS

Provides forearm support for mouse and monitor users.



POSTURE SEATING

Chairs designed & engineered to provide supreme comfort, support & health-improving features.



INDEPENDENT SEAT & BACK

Asynchronous adjustment. Seat & backrest can be locked in any position independently.



SEAT SLIDE

Adjusts the seat depth to fit your lower body and reduce any pressure trap points.



HEIGHT ADJUSTABLE ARMREST

Armrests with various heights for better forearm support and comfort.



WEIGHT

The maximum weight is stated in the icon, typically 125kgs. We also have heavier ratings up to 222kgs.



INFINITE LOCK MECHANISM

Two lever: Adjust seat and back recline angle as one. Lockable in any reclined position.



SEAT DEPTH ADJUSTMENT

Change the seating area for larger/smaller size to suit longer/shorter legs.



FOLDING ARMREST

Arms that can fold away to enable users to get closer to desk.



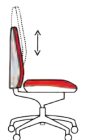
USAGE

Most chairs are rated to perform throughout a normal eight hour working day.



LOCK TILT MOTION

Single lever locks chair in upright position or allows free tilting movement.



HEIGHT ADJUSTABLE BACKREST

Allows variation of back height to suit different builds and preferences.



ADJUSTABLE ARMREST

Sometimes called a 3D arm; they adjust for height, width and depth providing ultimate personalisation.

Certain products are designed and built for 24-hour usage, EN5459 Certification is the official certification that confirms this.

GUARANTEE

All chairs are guaranteed for a minimum of one year. Higher grade options have three & five years



Products with a **one year** guarantee encompass a one year guarantee on mechanical parts and one year on upholstery.



Products with a **two year** guarantee encompass a two year guarantee on mechanical parts and one year on upholstery.



Products with a **three year** guarantee encompass a three year guarantee on mechanical parts and one year on upholstery.



Products with a **five year** guarantee encompass a five year guarantee on mechanical parts and two years on upholstery.



BESPOKE UPHOLSTERY

Any product that includes this icon denotes that it can be upholstered in a variety of materials and colours. Further information is found on page 200.



Chair: Xenon Bespoke Executive (p147)



POSTURE SEATING

More working hours are lost through back pain and poor posture than for any other reason.

In the UK alone it is estimated that a total of 8.9 million working days were lost due to work-related musculoskeletal disorders in the most recent statistics.

In each case that amounted to 17.6 days off work. It was 35% of all days lost due to ill health in 2019/2020.

Our innovative, stylish and high-quality posture chairs are designed to provide outstanding support and a high level of adjustability.

This enables you to get the chair to 'fit' your best sitting position.

Every chair in our posture range has multiple functionalities. This allows users to set the chair up for the ideal sitting experience depending on height, weight, build and usage.

Posture seating is an investment in efficiency and comfort; more crucially it is an investment in good health.



Chair: Ergo Click Plus (p104)



Chiro Plus Range
Page 96



Chiro Range
Page 99



Stealth II Range
Page 100



Onyx Range
Page 102



Ergo Click Range
Page 104



Ergo Range
Page 105



Domino Range
Page 106



Spry Range
Page 107



Sitall Deluxe Range
Page 107

Chiropractor endorsed chairs



It takes a very special design to win the approval of one of the UK's top specialist chiropractors.

Leading healthcare professional Robert Bateman has tested and endorsed our posture chairs.

Dr Bateman comments:

"Back pain is currently the largest reported reason for sickness absence. The staff that use a chair promoting good posture with the correct support will be more productive and efficient with a noticeable increase in customer satisfaction and decreased

absence levels. The correct chair is not an expense; it is an investment in your bottom line profitability."

Robert Bateman
Chiropractor specialist



POSTURE SEATING

Chiro Plus

Equipped with a sophisticated anti-shock synchronised reclining mechanism, the Chiro Plus can be perfectly adjusted to suit your personal requirements.

Each chair features backrest height and seat slider depth adjustment. They also have 3D arms that adjust by height, width and lateral planes.

Sculpted seat and back cushions create an unrivalled comfort zone.

The fully adjustable twist grip lumbar support on the upgraded Chiro Plus Ultimate options provides supreme lower back support.

We've got your back with the Chiro Plus range.




Chiro Plus Ultimate Leather

- Equipped with dual adjustment lumbar support for ultimate comfort
- Synchronised tilting mechanism is lockable in multiple reclined positions
- Multi-position arm pads help prevent repetitive strain injury



PO000013
Chiro Plus Ultimate Black Leather



Twist grip double-sided lumbar adjustment



Deep recline tilt back function with height adjustment and 2D headrest adjustment

Stock Option



Black
Leather

Chiro Plus Ultimate Fabric



PO000011
Chiro Plus Ultimate Black Fabric

Stock Option

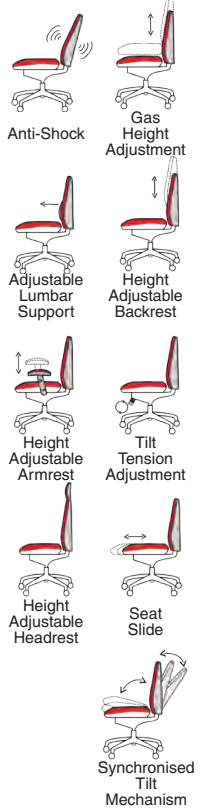


Black
Fabric

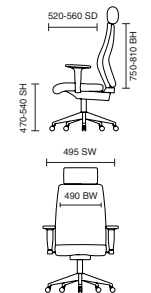


Bespoke upholstery:
See page 200 for fabric options

Adjustments



Dimensions



Chiro Plus

- Contoured seat and backrest cushions provide optimal comfort
- Synchronised tilting mechanism is lockable in any reclined position
- Fully adjustable, height & lateral armrest movement

Chiro Plus Bespoke



PO000002
Chiro Plus Black Fabric with optional headrest



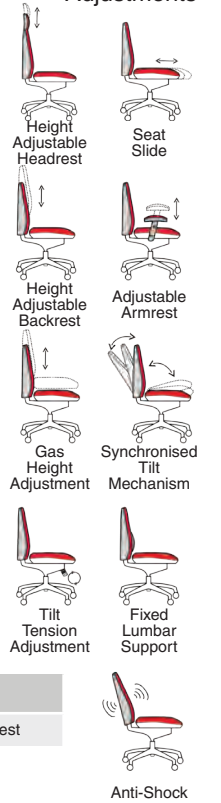
KCUP0152
Chiro Plus Bespoke Tansy Purple

KCUP0159
Chiro Plus Bespoke Maringa Teal with optional headrest

Options

Headrest

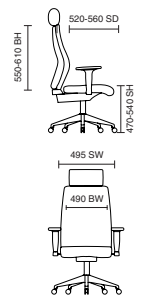
Adjustments



Options

Bespoke Headrest

Dimensions



Stock Option



Bespoke upholstery:
See page 200 for fabric options

Chiro High Back

150kg WEIGHT RATING

GUARANTEE 2 YEARS

CHIROPRACTOR APPROVED

24 Hour Usage

- Independent seat and back tilt adjustment
- Seat slide depth adjustment
- Air pump lumbar support
- Tested to BS5459 strength and endurance standards
- Optional height adjustable or folding height adjustable arms available



KCUP0097
Chiro High Back Bespoke Bergamot Cherry with optional Height Adjustable Arms

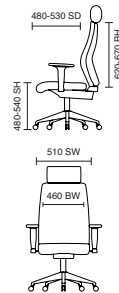


OP000007
Chiro High Back Blue Fabric with optional Height Adjustable Arms

Options

- Folding Height Adjustable Arms
- Height Adjustable Arms
- Set of Glides

Dimensions



Chiro Medium Back

150kg WEIGHT RATING

GUARANTEE 2 YEARS

CHIROPRACTOR APPROVED

24 Hour Usage

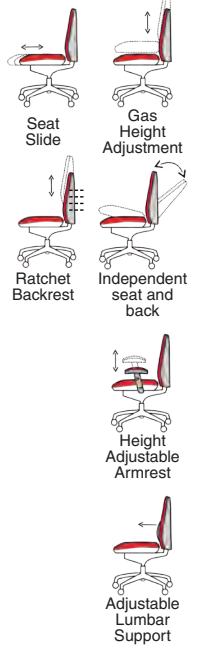


KCUP1502
Chiro Medium Back Bespoke Ginseng Chilli Seat



OP000010
Chiro Medium Back Black Fabric with optional Height Adjustable Arms

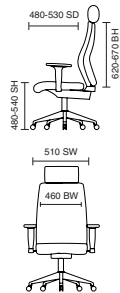
Adjustments



Options

- Folding Height Adjustable Arms
- Height Adjustable Arms
- Set of Glides

Dimensions



Stock Option



Bespoke upholstery:
See page 200 for fabric options

Stock Option



Bespoke upholstery:
See page 200 for fabric options

Stealth II

The Stealth is a generously proportioned chair capable of delivering outstanding comfort and reliability to any user.

The superbly refined 24-hour chair is designed and engineered to cope in the most demanding of environments.

The Stealth is available in an all-mesh version or a deeply cushioned airmesh fabric with a mesh back configuration.

Available with optional height adjusting headrests.



Stealth II Full Mesh

135kg WEIGHT RATING

GUARANTEE 5 YEARS

CHIROPRACTOR APPROVED DYNAMIC SEATING

24 Hour Usage

- Suitable for heavy duty contract use
- Synchro-tilt multi-lock mechanism with weight tensioner
- Conforms to BIFMA/ANSI standards
- Extra large dimensions
- Ergonomic seat slide and optional headrest



PO000021
Stealth II Mesh Seat & Mesh Back



KC0159
Stealth II Mesh Seat & Mesh Back with optional headrest

Options

Headrest

Stock Option



Black Mesh

Stealth II Airmesh Seat

135kg WEIGHT RATING

GUARANTEE 5 YEARS

CHIROPRACTOR APPROVED DYNAMIC SEATING

24 Hour Usage

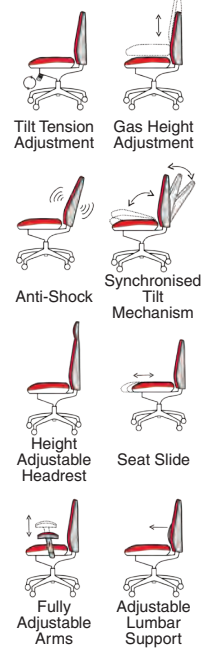


PO000019
Stealth II Airmesh Seat & Mesh Back



KC0158
Stealth II Airmesh Seat & Mesh Back with optional headrest

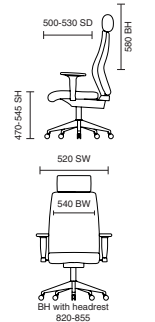
Adjustments



Options

Headrest

Dimensions



Stock Option



Black Airmesh

Onyx Leather with Headrest

- Pocket sprung seat
- Asynchronous seat and back adjustments, lockable in any position
- Tall backrest with adjustable headrest
- Inflatable air-pump lumbar support
- A huge array of functions allows the Onyx to be adjusted for multiple users



OP000098
Onyx Black Bonded Leather with Headrest



Pocket sprung seat cushion provides ultimate support and product longevity.

Options

Set of Glides

Onyx Fabric with Headrest

135kg
WEIGHT
RATING

GUARANTEE
5
YEARS

CHIROPRACTOR
APPROVED
LUMBAR
ONNYX3 GEN2

24
Hour Usage

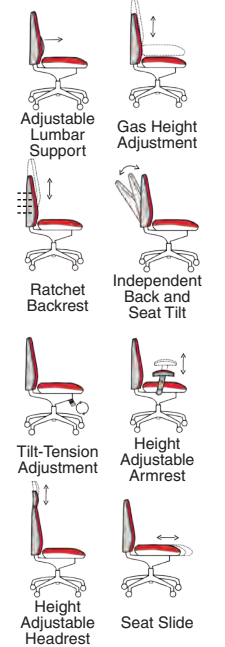


OP000094
Onyx Black Fabric with Headrest



KCUP0433
Onyx Bespoke Bergamot Cherry with Headrest

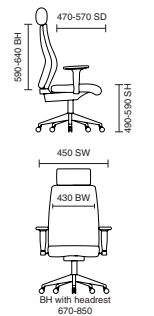
Adjustments



Options

Set of Glides

Dimensions



Stock Option



Stock Option



Ergo Click Plus Fabrimesh

- Multi functional synchronised tilt mechanism
- Auto adjusting lumbar support
- Ratchet adjustable arms and backrest
- Ergonomic arm mounted seat controls



PO000064
Ergo Click Grey Fabrimesh

PO000062
Ergo Click Black Fabrimesh

Stock Option



Ergo Click Plus Mesh

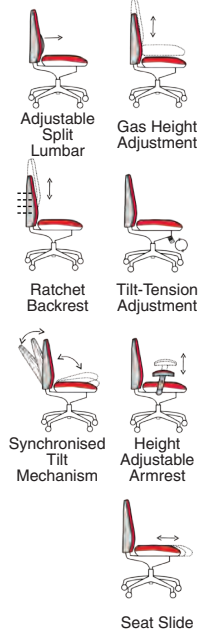


PO000063
Ergo Click Plus Black Mesh with Headrest

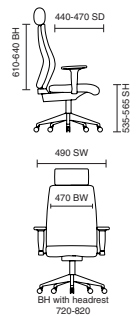
Stock Option



Adjustments



Dimensions



Ergo Click



- Ergonomic arm mounted seat controls
- Revolutionary adaptive backrest pivot system
- Height adjustable backrest with adjustable lumbar support
- Optional height adjustable headrest
- Synchronised reclining mechanism

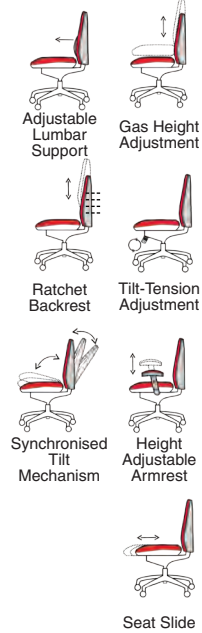


OP000250
Ergo Click Black Fabric Seat Black Mesh Back



KC0297
Ergo Click Black Mesh Seat Mesh Back

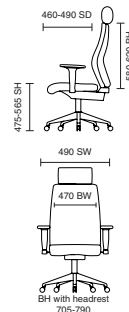
Adjustments



Options

Headrest

Dimensions



Ergo Twist



- Revolutionary adaptive backrest pivot system
- Padded adjustable lumbar support
- Padded adjustable armrests
- Ergonomic seat adjustment controls
- Synchronised reclining mechanism

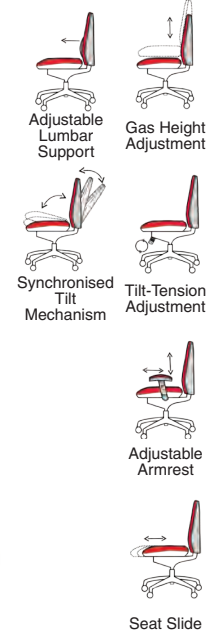


OP000252
Ergo Twist Black Fabric Seat Mesh Back



KC0299
Ergo Twist Black Mesh Seat Mesh Back

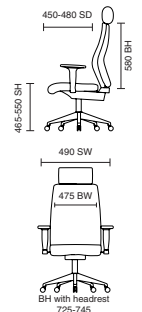
Adjustments



Options

Headrest

Dimensions



Domino Black Leather

- Adjustable inflating bulb lumbar
- Multi functional synchronised seat action
- Ratchet adjustable arms and backrest
- Pivoting soft padded arms
- Pocket sprung seat

Domino Black Fabric

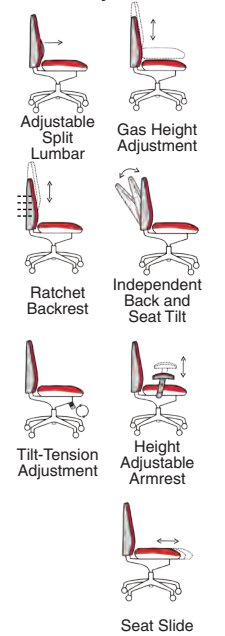


PO000065
Domino High Back Black Leather

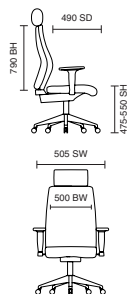


PO000066
Domino High Back Black Fabric

Adjustments



Dimensions



Stock Option



p106

Stock Option



Black Fabric

Spry

- Distinctive positive angled design
- Grab handle & kick-back support
- Dual foot stability
- Partners perfectly with Air Sit/Stand - See page 42



KCUP1202
Spry Stool Bespoke Bergamot Cherry



OP000220
Spry Stool Black Frame Black Fabric

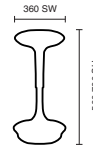


Adjustments



Gas Height Adjustment

Dimensions



Sital Deluxe

- Ergonomic gas height adjustment
- Unique saddle seat design
- Partners perfectly with Air Sit/Stand - See page 42
- Self-balancing weighted base provides stability



KCUP1553
Sital Stool Bespoke Fabric Stevia Blue



BR000303
Sital Deluxe Black Fabric

BR000215
Sital Deluxe Red Fabric

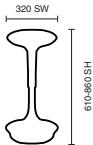
BR000213
Sital Deluxe Mandarin Fabric

Adjustments



Gas Height Adjustment

Dimensions



Stock Option



Bespoke upholstery:
See page 200 for fabric options

Stock Option



Bespoke upholstery:
See page 200 for fabric options

TASK & OPERATOR

Modern offices have never had so much expected of them. They are vibrant, bustling spaces where efficiency can be the difference between success and failure.

Quality seating solutions are unique in the workplace. They are one of the very few items that not only positively reinforce efficiency, but can also provide users with health benefits as well.

Our task and operator chairs fulfil a variety of functions, styles and price points within the hectic workplace.

Crucially, they ensure office users have comfort and the right performance to help them achieve what they need to.



Chair: Flex (p112)



Regent
Page 110



Barcelona Deluxe
Page 111



Flex
Page 112



Ergo Twist
Page 113



Portland III
Page 114



Portland II
Page 114



Portland
Page 115



Chiro Range
Page 116



Galaxy
Page 119



Denver
Page 119



Jet
Page 120



Lisbon
Page 120



Storm
Page 121



Esme
Page 121



Victor II
Page 122



Palma
Page 122



Fuller
Page 123



Zeus
Page 123



Relay
Page 124



Malaga Range
Page 125



The Mave
Page 125



Dura
Page 126



Jackson
Page 127



Camden
Page 127



Eclipse Range
Page 128 - 130



Kneeling Stool
Page 131

TASK & OPERATOR

Regent

- Height adjustable lumbar support
- Tested to ANSI/BIFMA X 5.1-2017 strength and endurance standards
- Independent back and seat angle adjustment
- Cured high density moulded foam
- Anti shock, synchronised recliner mechanism

Regent Bespoke Fabric

125kg
WEIGHT
RATING

GUARANTEE
5
YEARS

8
Hour Usage



OP000113
Regent Black Fabric & Black Mesh



KCUP0504
Regent Bespoke Seat Tansy Purple

Adjustments



Anti-Shock



Seat Angle Adjustment



Gas Height Adjustment



Tilt Tension Adjustment



Synchronised Tilt Mechanism



Seat Slide



Adjustable Armrest



Ratchet Backrest

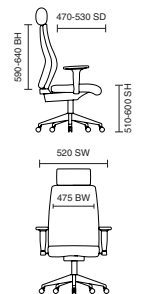


Adjustable Lumbar Support

Options

Set of Glides

Dimensions



Stock Option



Barcelona Deluxe Fabric

- Independent seat and backrest angle adjustments
- Tested to ANSI/BIFMA X 5.1-2017 strength and endurance standards
- Ratchet backrest height adjustment
- Seat slide depth adjustment



OP000243
Barcelona Blue Fabric



OP000242
Barcelona Black Fabric

Options

Set of Glides

Barcelona Deluxe Leather

GUARANTEE
2
YEARS

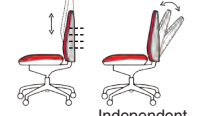
Hour Usage
8

110kg
WEIGHT
RATING

Adjustments



Seat Slide Gas Height Adjustment



Ratchet Backrest Independent Back and Seat Tilt



Seat Angle Adjustment Adjustable Armrest

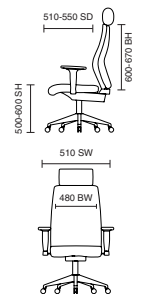


Tilt Tension Adjustment

Options

Set of Glides

Dimensions



OP000241
Barcelona Black Leather

Stock Option



Stock Option



Bespoke upholstery:
See page 200 for fabric options

Flex Black Frame

- Stylish elastomer provides ventilation
- A sophisticated contemporary designer chair
- Anti-shock synchronised mechanism with multi-lock



KC0108
Flex Black Frame & Blue Back with optional headrest



Choice of seven back options

Options

- Headrest
- Set of Glides

Flex White Frame

110kg
WEIGHT
RATING

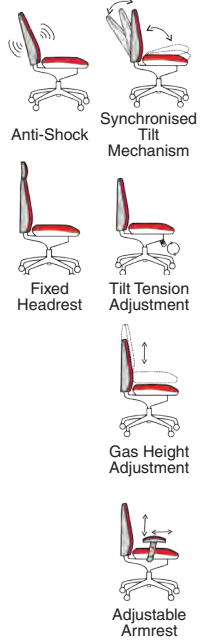
GUARANTEE
5
YEARS

8
Hour Usage



Choice of seven back options

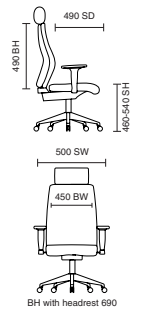
Adjustments



Options

- Headrest
- Set of Glides

Dimensions



Stock Option



Bespoke upholstery:
See page 200 for fabric options

Ergo Twist Fabric

135kg WEIGHT RATING

GUARANTEE 5 YEARS

CHIROTRACTOR DYNAMIC SEATING TECHNOLOGY

24 Hour Usage

- Revolutionary adaptive backrest pivot system
- Padded adjustable lumbar support
- Ergonomic seat adjustment controls
- Synchronised reclining mechanism
- Padded height adjustable armrests



OP000252
Ergo Twist Black Fabric Seat Mesh Back

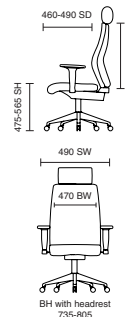
Adjustments




Options

Headrest

Dimensions



Stock Option



Black Fabric

Ergo Twist Mesh

135kg WEIGHT RATING

GUARANTEE 5 YEARS

CHIROTRACTOR DYNAMIC SEATING TECHNOLOGY

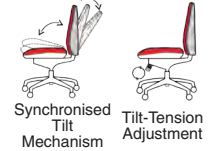
24 Hour Usage

- Revolutionary adaptive backrest pivot system
- Padded adjustable lumbar support
- Ergonomic seat adjustment controls
- Synchronised reclining mechanism
- Padded 3d adjustable armrests



KC0299
Ergo Twist Black Mesh Seat Mesh Back with Headrest

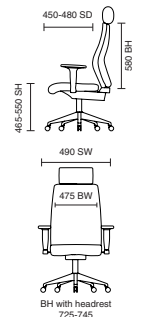
Adjustments



Options

Headrest

Dimensions



Stock Option



Full Mesh

Portland III

125kg WEIGHT RATING

GUARANTEE 2 YEARS

8 Hour Usage

WATCHING Page 170 VISITOR

- Independent back and seat angle adjustments
- Tested to ANSI/BIFMA X 5.1-2017 strength and endurance standards
- Height adjustable mesh backrest
- Sliding seat depth adjustment

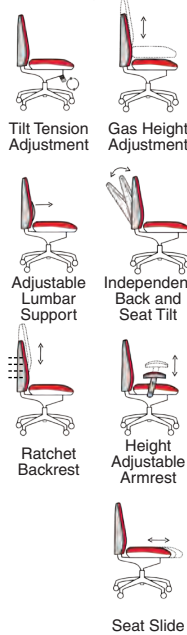


KCUP0490
Portland III Bespoke Myrrh Green



OP000110
Portland III Black Mesh Back

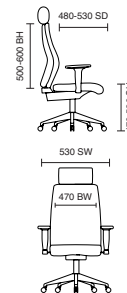
Adjustments



Options

- Folding Height Adjustable Arms
- 5 Star Chrome Base
- Set of Glides

Dimensions



Portland II

125kg WEIGHT RATING

GUARANTEE 2 YEARS

8 Hour Usage

WATCHING Page 170 VISITOR

- Soft airmesh fabric upholstery
- Height adjustable lumbar support
- Reclining mechanism - lockable in any position

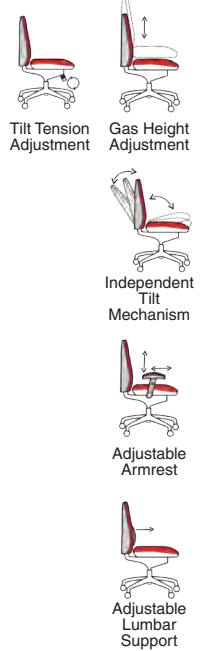


KCUP0483
Portland II Bespoke Stevia Blue



OP000108
Portland II Black Mesh Back

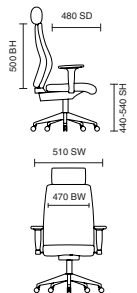
Adjustments



Options

- Folding Height Adjustable Arms
- 5 Star Chrome Base
- Set of Glides

Dimensions



Stock Option



Bespoke upholstery:
See page 200 for fabric options

Stock Option



Bespoke upholstery:
See page 200 for fabric options

Portland

125kg
WEIGHT
RATING

GUARANTEE
2
YEARS

8
Hour Usage

WATCHING
Page
170
VISITOR

- Adjustable lumbar support cushion
- Reclining adjustment with tension control
- Soft airmesh fabric upholstery



KCUP0478
Portland Bespoke Ginseng Chilli



OP000105
Portland Black Mesh Back

Options

Folding Height
Adjustable Arms

5 Star Chrome Base

Set of Glides

Portland Blue

125kg
WEIGHT
RATING

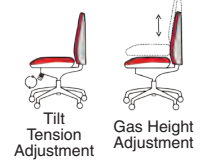
GUARANTEE
2
YEARS

8
Hour Usage

WATCHING
Page
170
VISITOR

- Adjustable lumbar support cushion
- Soft airmesh fabric
- Adjustable arms as standard

Adjustments



OP000219
Portland Black Mesh Back Blue Fabric

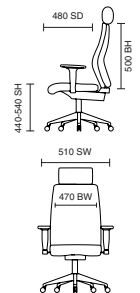
Options

Folding Height
Adjustable Arms

5 Star Chrome Base

Set of Glides

Dimensions



Stock Option




Black
Fabric



Bespoke upholstery:
See page 200 for fabric options

Stock Option



Blue
Fabric



Bespoke upholstery:
See page 200 for fabric options

Chiro High Back

- Ratchet backrest height adjustment
- Deeply cushioned seat pan
- Optional height adjustable or folding height adjustable arms available
- Triple lever independent seat & back adjustment



OP000245
Chiro High Back Black Fabric

OP000007
Chiro High Back Blue Fabric with optional Height Adjustable Arms

Chiro High Back Bespoke

110kg WEIGHT RATING

GUARANTEE 2 YEARS

CHIROPRACTOR APPROVED

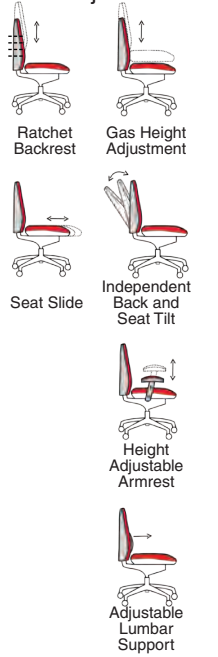
24 Hour Usage



KCUP0103
Chiro High Back Bespoke Maringa Teal with optional Height Adjustable Arms

KCUP0104
Chiro High Back Bespoke Tansy Purple with optional Height Adjustable Arms

Adjustments



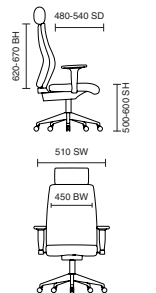
Options

- Folding Height Adjustable Arms
- Height Adjustable Arms
- Set of Glides

Options

- Folding Height Adjustable Arms
- Height Adjustable Arms
- Set of Glides

Dimensions



Stock Option



Bespoke upholstery:
See page 200 for fabric options

Chiro Medium Back

- Deeply cushioned seat pan
- Air pump lumbar control
- Fully loaded adjustment package
- Optional height adjustable or folding height adjustable arms available



OP000247
Chiro Medium Back Black Fabric



OP000011
Chiro Medium Back Blue Fabric with optional
Height Adjustable Arms

Options

- Folding Height Adjustable Arms
- Height Adjustable Arms
- Set of Glides

Chiro Medium Back Bespoke

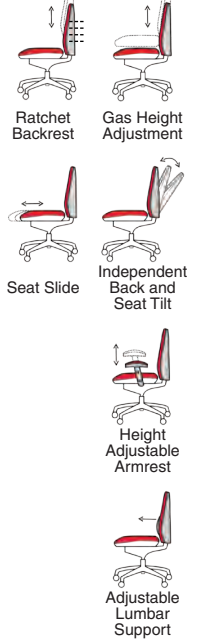


KCUP0113
Chiro Medium Back Bespoke Bergamot Cherry
with optional Height Adjustable Arms



KCUP0117
Chiro Medium Back Bespoke Senna Yellow
with optional Height Adjustable Arms

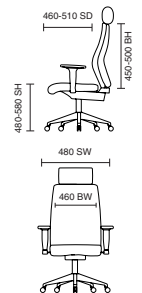
Adjustments



Options

- Folding Height Adjustable Arms
- Height Adjustable Arms
- Set of Glides

Dimensions



Stock Option



Bespoke upholstery:
See page 200 for fabric options

Galaxy

Galaxy has for many years been one of the UK's favourite hybrid task/executive chairs.

For working managers and executives who require a fully functioning task chair, but with the dimensions to suit their requirements it has been a top pick.

Performance, modern styling and multiple functionalities; the Galaxy has it all.

Ergonomically shaped and panelled seat and back support promote excellent posture for all-day comfort. The Galaxy has a design that is innovative and built to last.

It's no wonder it is the choice of thousands who want comfort and efficiency in their hard-working office environment.



Galaxy

125kg
WEIGHT RATING

GUARANTEE
2
YEARS

8
Hour Usage

- Contoured backrest provides superior comfort and support
- Tested to ANSI/BIFMAX 5.1-2017 strength and endurance standards
- Height adjustable backrest
- Independent seat and back angle adjustments



OP000064
Galaxy Black Fabric

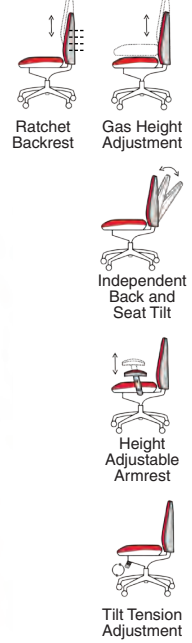


OP000066
Galaxy Blue Fabric



OP000068
Galaxy Black Leather

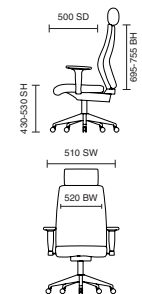
Adjustments



Options

- Seat Slide
- 5 Star Chrome Base
- Set of Glides

Dimensions



Stock Option



Denver

Black Mesh

120kg
WEIGHT RATING

GUARANTEE
3
YEARS

8
Hour Usage

- Suitable for use in both the office and home working environments
- This chair comes complete with height adjustable arms
- Fully synchronised tilt mechanism

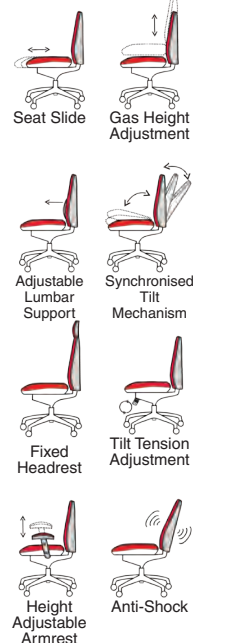


OP000234
Denver Black Mesh



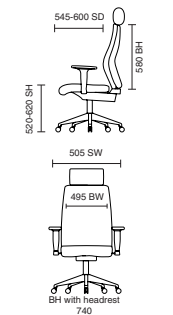
KC0283
Denver Black Mesh with Headrest

Adjustments



Options

- Headrest
- Set of Glides



Stock Option



Jet Black Fabric

- Triple lever asynchronous mechanism
- Tilt tension control
- Built in headrest



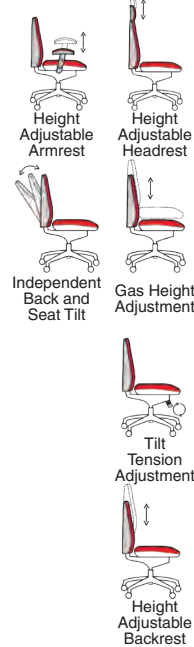
OP000236
Jet Black Fabric

120kg
WEIGHT RATING

GUARANTEE
2 YEARS

8
Hour Usage

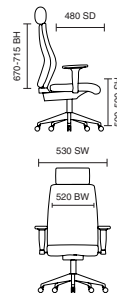
Adjustments



Options

Set of Glides

Dimensions



Lisbon

- Twist grip lumbar adjustment
- Tested to ANSI/BIFMA X 5.1-2017 strength and endurance standards
- Three lever multi position mechanism
- Adjustable arms included
- Tension adjustable tilt



OP000074
Lisbon Blue Fabric



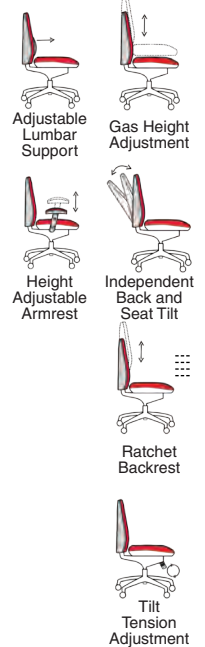
OP000073
Lisbon Black Fabric

125kg
WEIGHT RATING

GUARANTEE
2 YEARS

8
Hour Usage

Adjustments

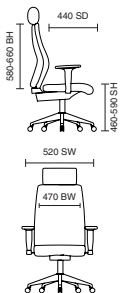


Options

Seat Slide

Set of Glides

Dimensions



Stock Option



p120

Stock Option



Bespoke upholstery:
See page 200 for fabric options

Storm

125kg
WEIGHT RATING

GUARANTEE
2 YEARS

8
Hour Usage

- Triple lever mechanism with asynchronous back & seat adjustment
- Tested to ANSI/BIFMAX 5.1-2017 strength and endurance standards
- Deep cushioned seat and back
- Ratchet backrest height adjustment
- Tension adjustable tilt

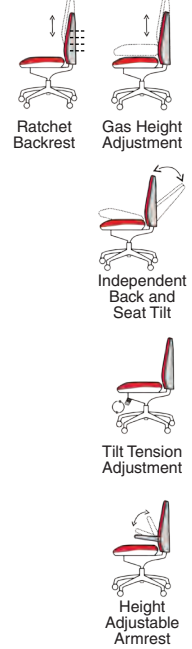


OP000129
Storm Black Leather



OP000127
Storm Black Fabric

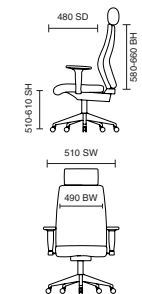
Adjustments



Options

- Seat Slide
- Set of Glides

Dimensions



Esme Fabric

125kg
WEIGHT RATING

GUARANTEE
2 YEARS

8
Hour Usage

- Sculptured seat & back for the ultimate in back support
- Fitted with adjustable ratchet back & height adjustable arms
- Triple lever asynchronous adjustment with tension control

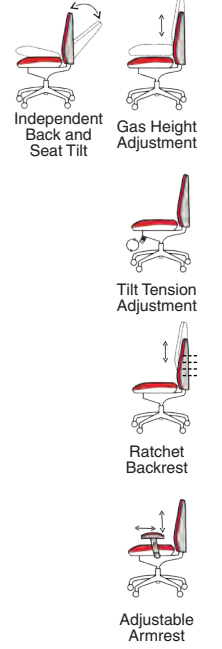


OP000233
Esme Blue Fabric



OP000232
Esme Black Fabric

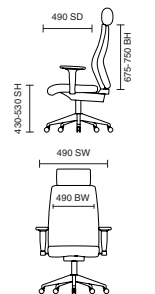
Adjustments



Options

- Set of Glides

Dimensions



Stock Option



Stock Option



Victor II

110kg
WEIGHT RATING

GUARANTEE
2 YEARS

8
Hour Usage

- Soft mesh back with leather surround
- Tested to EN1335 strength and endurance standards
- Fabric and leather combination seat upholstery
- Lumbar support strap
- Optional adjustable leather headrest
- Tilting action with lock feature

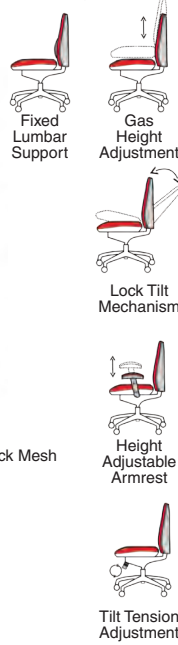


KC0160
Victor II Black Leather Black Mesh with optional headrest



EX000075
Victor II Black Leather Black Mesh

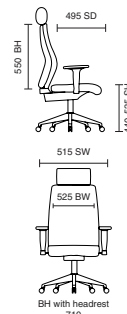
Adjustments



Options

- Headrest
- 5 Star Chrome Base
- Set of Glides

Dimensions



Palma

125kg
WEIGHT RATING

GUARANTEE
2 YEARS

8
Hour Usage

- Height adjustable lumbar support
- Adjustable arms as standard
- Soft mesh seat
- Gas lift with single lever tilt and lock mechanism



OP000104
Palma Black Mesh Back Black

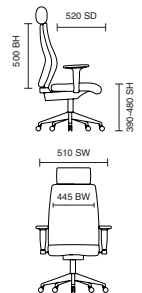
Adjustments



Options

- 5 Star Chrome Base
- Set of Glides

Dimensions



Stock Option



Stock Option



Fuller

- Breathable full mesh upholstery
- Fold away height adjustable arms
- Reclining function with weight tension adjustment



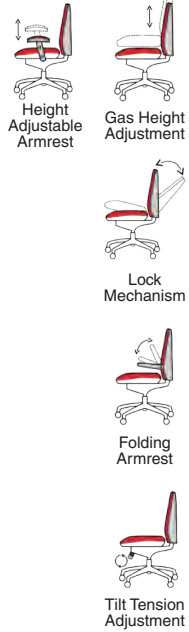
OP000210
Fuller Mesh with Folding Arms

125kg
WEIGHT RATING

2
GUARANTEE YEARS

8
Hour Usage

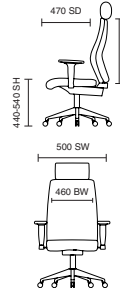
Adjustments



Options

- 5 Star Chrome Base
- Set of Glides

Dimensions



Stock Option



Black Mesh

Zeus

- Breathable Black airmesh seat with stitch detail as standard
- Easy foldaway armrests included
- Tension adjustable tilt



KCUP0709
Zeus Bespoke Senna Yellow



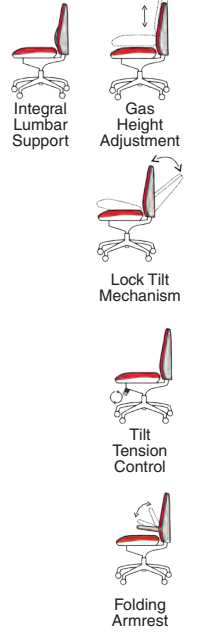
OP000140
Zeus Black Fabric Black Mesh Back

125kg
WEIGHT RATING

2
GUARANTEE YEARS

8
Hour Usage

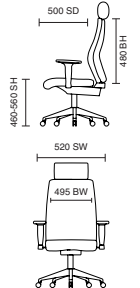
Adjustments



Options

- 5 Star Chrome Base
- Set of Glides

Dimensions



Stock Option



Black Fabric



Bespoke upholstery:
See page 200 for fabric options

Relay Airmesh

- Airmesh, bespoke fabric or soft bonded leather seat options
- Tested to EN1335 strength and endurance standards
- Silver accent styling
- Folding boomerang arms

Relay Leather

110kg
WEIGHT
RATING

GUARANTEE
2
YEARS

8
Hour Usage

Adjustments



Gas Height Adjustment



Infinite Lock Mechanism



Tilt Tension Adjustment



Folding Armrest



Instant folding arms



OP000115
Relay Airmesh with Black Back



KCUP0506
Relay Bespoke Myrhh Green Seat with Black Back

Options

- Height Adjustable Arms
- 5 Star Chrome Base
- Set of Glides
- Seat Slide

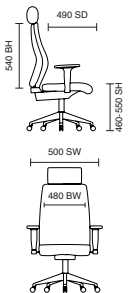


OP000118
Relay Leather with Silver Back

Options

- Height Adjustable Arms
- 5 Star Chrome Base
- Set of Glides
- Seat Slide

Dimensions



Stock Option



Bespoke upholstery:
See page 200 for fabric options

Stock Option



Malaga

- Cushioned polyurethane seat and back
- Fully ergonomic with a tilting back mechanism
- Extra tall high rise version with foot ring included
- Wipe clean surfaces throughout



OP000089
Malaga Black Polyurethane with Draughtsman Kit

110kg
WEIGHT RATING

2
GUARANTEE YEARS

8
Hour Usage

Adjustments



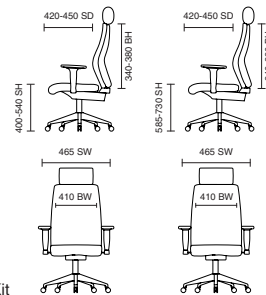
Gas Height Adjustment



Seat Depth Adjustment

Options

- 5 Star Chrome Base
- Set of Glides



The Mave Black Mesh

- Stylish & comfortable budget operator chair
- Stay-cool airmesh seat fabric
- Tested to ANSI/BIFMA X 5.1-2017 strength and endurance standards
- Large, contoured fine mesh backrest
- Tension sensitive tilt control



KCUP1265
Mave Bespoke Tabasco Orange



EX000193
Mave Black Mesh

125kg
WEIGHT RATING

2
GUARANTEE YEARS

8
Hour Usage

Adjustments



Gas Height Adjustment



Fixed Arms



Lock Tilt Mechanism

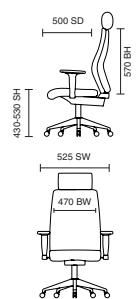


Tilt Tension Adjustment

Options

- 5 Star Chrome Base
- Set of Glides
- Folding & Height Adjustable Arms
- Height Adjustable Arms

Dimensions



Draughtsman
Black Polyurethane

Operator
Black Polyurethane

Stock Option
Black Mesh

Bespoke upholstery:
See page 200 for fabric options

Dura

110kg
WEIGHT
RATING

GUARANTEE
2
YEARS

8
Hour Usage

- Durable, stylish nylon backrest
- Tested to EN1335 strength and endurance standards
- Breathable airmesh upholstered seat
- Hard wearing fixed armrests included
- Seven backrest colours available

Dura Backrests

The Dura comes with a choice of seven elastomer back shades. The fabric seat is Black as standard but you can opt for a bespoke fabric. As a final check, don't forget to consider the accessory alternatives in our accessory grids.

Adjustments



Gas Height Adjustment




Tilt Tension Adjustment



Lock Tilt Mechanism



Fixed Arms




Black



Orange




Red




Blue



Green



Dark Grey



Moonstone

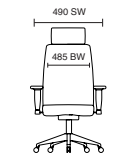
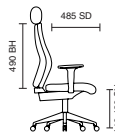
Options

Height Adjustable Arms

Folding Height Adjustable Arms

Set of Glides

Dimensions



KCUP0204



Dura Bespoke Tabasco Orange Fabric with Black Back

KCUP0202



Dura Bespoke Myrrh Green Fabric with Black Back

KCUP0203



Dura Bespoke Stevia Blue Fabric with Black Back

KCUP0201



Dura Bespoke Bergamot Cherry Fabric with Black Back

KCUP0205



Dura Bespoke Senna Yellow Fabric with Black Back

KCUP0206



Dura Bespoke Ginseng Chilli Fabric with Black Back

KCUP0207



Dura Bespoke Maringa Teal Fabric with Black Back

KCUP0208



Dura Bespoke Tansy Purple Fabric with Black Back



KCUP0204
Dura Bespoke Seat Tabasco Orange with Black Back



OP000015
Dura Black Fabric with Blue Back

Stock Option



Bespoke upholstery:
See page 200 for fabric options

Jackson Black Leather

120kg
WEIGHT RATING

3
GUARANTEE
YEARS

8
Hour Usage

- Permanent contact lever adjusted backrest control
- Panelled leather upholstery
- Shaped seat & backrest
- Optional Height Adjustable Armrests



OP000229
Jackson Black Leather with optional Height Adjustable Armrests

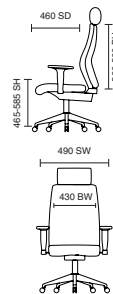
Adjustments



Options

- Height Adjustable Arms
- Loop Arms
- Set of Glides

Dimensions



Camden Black Mesh

120kg
WEIGHT RATING

3
GUARANTEE
YEARS

8
Hour Usage

- Single lever mechanism for auto gas lift
- Fixed nylon arms
- Supportive airmesh weave seat and mesh back



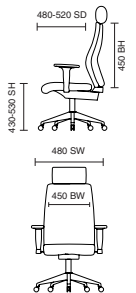
OP000238
Camden Black Mesh

Adjustments



Options

- Set of Glides



Stock Option



Black
Leather

Stock Option



Black
Fabric



Bespoke upholstery:
See page 200 for fabric options

Eclipse Plus XL

120kg
WEIGHT RATING

3
YEARS
GUARANTEE

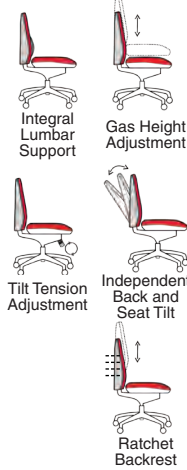
8
Hour Usage

- Generously dimensioned seat and back
- Multifunctional mechanism
- Tilt tension adjustment
- Ratchet backrest height adjustment
- Tested to ANSI/BIFMA X 5.1-2017 strength and endurance standards
- Optional armrests available



OP000038
Eclipse XL Blue Fabric

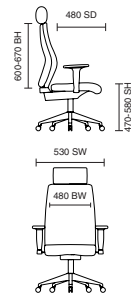
Adjustments



Options

- 5 Star Chrome Base
- Height Adjustable Arms
- Loop Arms
- Set of Glides

Dimensions



Eclipse Plus 3

120kg
WEIGHT RATING

3
YEARS
GUARANTEE

8
Hour Usage

- Dished comfort seat
- Independent seat and back angle adjustments
- Tested to ANSI/BIFMA X 5.1-2017 strength and endurance standards
- Optional armrests available



KC0038
Eclipse Plus 3 Black Fabric with Loop Arms

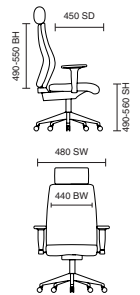
Adjustments



Options

- 5 Star Chrome Base
- Height Adjustable Arms
- Loop Arms
- Pump Lumbar Support
- Set of Glides

Dimensions



Stock Option



Bonded Leather

Bespoke upholstery:
See page 200 for fabric options

Stock Option



Bespoke upholstery:
See page 200 for fabric options

Eclipse Plus 2 Deluxe Mesh

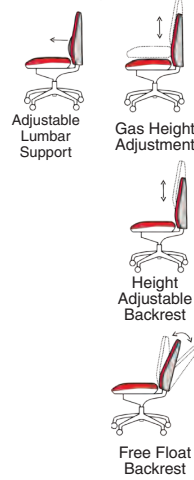
120kg
WEIGHT
RATING

GUARANTEE
3
YEARS

8
Hour Usage

- Adjustable, cushioned lumbar pad
- Two levers for height and backrest release
- Back height adjustable
- Dished seat design
- Tested to ANSI/BIFMA X 5.1-2017 strength and endurance standards
- Optional armrests available

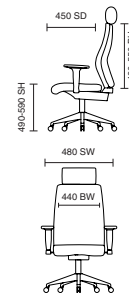
Adjustments



Options

- 5 Star Chrome Base
- Height Adjustable Arms
- Loop Arms
- Draughtsman Kit
- Seat Slide
- Set of Glides

Dimensions



KC0310
Eclipse Plus 2 Deluxe Mesh with Blue Fabric Seat
and Fixed Arms

Eclipse Plus 2 Mesh

120kg
WEIGHT
RATING

GUARANTEE
3
YEARS

8
Hour Usage

- Two levers for height and backrest release
- Back height adjustable
- Tested to ANSI/BIFMA X 5.1-2017 strength and endurance standards
- Optional armrests available

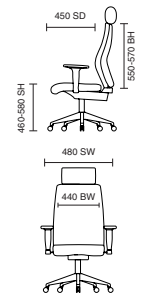
Adjustments



Options


- 5 Star Chrome Base
- Height Adjustable Arms
- Loop Arms
- Draughtsman Kit
- Seat Slide
- Set of Glides

Dimensions




KC0175
Eclipse Plus 2 Mesh Back with Black Fabric Seat
and Fixed Arms

Twin Lever Bonded Leather Triple Lever



Bespoke upholstery:
See page 200 for fabric options

Twin Lever Bonded Leather Triple Lever



Bespoke upholstery:
See page 200 for fabric options

Eclipse Plus 2

120kg
WEIGHT RATING

3
YEARS
GUARANTEE

8
Hour Usage

- Two levers for height and backrest release
- Dished seat design
- Tested to ANSI/BIFMA X 5.1-2017 strength and endurance standards
- Optional armrests available



OP000025
Eclipse Plus 2 Blue Fabric



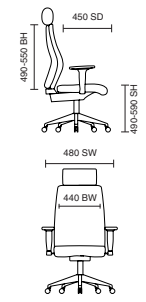
OP000029
Eclipse 2 Bonded Leather

Adjustments



Options
5 Star Chrome Base
Height Adjustable Arms
Loop Arms
Draughtsman Kit
Pump Lumbar Support
Seat Slide
Set of Glides

Dimensions



Eclipse Plus 1

120kg
WEIGHT RATING

3
YEARS
GUARANTEE

8
Hour Usage

- Contoured backrest and seat
- Backrest height and angle adjustment
- Tested to ANSI/BIFMA X 5.1-2017 strength and endurance standards
- Optional armrests available



OP000158
Eclipse Plus 1 Black Fabric



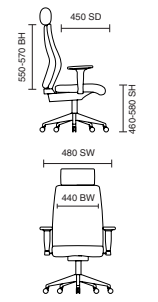
OP000159
Eclipse Plus 1 Blue Fabric

Adjustments



Options
5 Star Chrome Base
Height Adjustable Arms
Loop Arms
Draughtsman Kit
Pump Lumbar Support
Seat Slide
Set of Glides

Dimensions



Stock Option Bonded Leather



Bespoke upholstery:
See page 200 for fabric options

Stock Option



Bespoke upholstery:
See page 200 for fabric options

Kneeling Stools

- Easy seat height adjustment by a lever
- Tested to BS7176 strength and endurance standards
- Soft cushion padding
- Castors mounted for easy movement and stability



Black Fabric Black Frame
OP000070



Blue Fabric Silver Frame
OP000071

Kneeling Stools Bespoke

GUARANTEE
1
YEARS

5
Hour Usage

110kg
WEIGHT
RATING

Adjustments



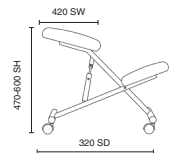
Gas Height
Adjustment



Ginseng Chilli Bespoke Fabric Silver Frame
KCUP0326



Myrrh Green Bespoke Fabric Black Frame
KCUP1291



Stock Option



Bespoke upholstery:
See page 200 for fabric options

HEAVY DUTY

We come in all shapes and sizes, so why should we compromise on style and satisfaction?

'Heavy Duty' products can cater for users of a weight of up to 32 stone / 200kg; allowing the whole office to sit in comfort no matter their individual needs.

Product components within this category generally feature:

- Thicker seat pan
- Up-rated gas stem and castors
- Generous seating and back panels
- Thicker, higher density foam
- More securing bolts & thicker thread
- Increased thickness/gauge of steel for the mechanism



Chair: Portland HD (p135)



Houston HD
Page 134



Texas HD
Page 134



Portland HD
Page 135

HEAVY DUTY

Houston HD

- Anti-shock fully synchronous tilting action
- Tested to ANSI/BIFMA X 5.1-2017 strength and endurance standards
- Designed and engineered for 24-hour heavy duty use
- Extra large dimensions, deep upholstery
- Large padded arms



OP000181
Houston Mesh Back Black Fabric Seat



KCUP0993
Houston Mesh Back Bespoke
Bergamot Cherry Fabric Seat

5
YEARS
GUARANTEE

24
Hour Usage

203
kg



Adjustable
Lumbar
Support



Gas Height
Adjustment



Anti-Shock



Tilt
Tension
Control



Height
Adjustable
Armrest



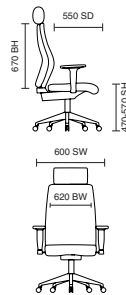
Synchronised
Tilt
Mechanism

Options

5 Star Chrome Base

Set of Glides

Dimensions



Texas HD

- Reinforced seat and back panels give superior structure quality
- Heavy duty deep contoured seat and back
- Deep panelled upholstery
- Polished chrome accents



EX000115
Texas HD Leather

5
YEARS
GUARANTEE

8
Hour Usage

222
kg

Adjustments



Gas Height
Adjustment



Tilt
Tension
Control



Fixed
Armrest

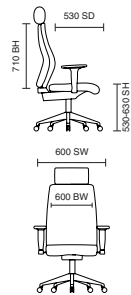


Lock
Tilt
Mechanism

Options

Set of Glides

Dimensions



Stock Option



Black
Mesh
Back



Bespoke upholstery:
See page 200 for fabric options

Stock Option



Black
Leather



Bespoke upholstery:
See page 200 for fabric options

Portland HD

- Large seat & back make this chair suitable for heavy duty use
- Deeply cushioned seat and backrest provide optimum comfort
- Height adjustable armrests

5 YEARS
GUARANTEE

8 Hour Usage

203 kg

Adjustments



Adjustable Lumbar Support



Gas Height Adjustment



Tilt Tension Control



Height Adjustable Arms



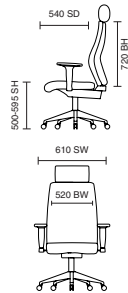
Lock Tilt Mechanism

Options

5 Star Chrome Base

Set of Glides

Dimensions



Portland HD Bespoke



KCUP0459
Portland HD Black Mesh Bespoke Stevia Blue



OP000106
Portland HD Black Mesh Black Fabric

Stock Option



Black Fabric



Bespoke upholstery:
See page 200 for fabric options

EXECUTIVE SEATING

Never has more been asked of the modern-day executive.

They must operate with peak efficiency, whilst regularly tackling long hours and stressful environments.

From mid-managers through to top executives the tasks performed are varied and demanding.

Having stylish, comfortable seating that supports the user perfectly and offers a variety of functions is crucial to achieving optimum performance at work.



Chair: Xenon White Shell (p147)



Zure Range
Page 138



Mirage II Range
Page 143



Savoy
Page 143



Chelsea
Page 144



Chesterfield
Page 144



Classic
Page 145



Xenon
Page 147



Mien
Page 147



Lula
Page 149



Sanderson II
Page 149



Tunis
Page 150



Advocate
Page 150



Desire
Page 151



Penza
Page 151



Winsor Range
Page 152



Galloway Range
Page 153



Rocky
Page 153



Moore Range
Page 154



Vegas
Page 155



Nola Range
Page 156



Ezra Range
Page 157



Plaza
Page 157



Oscar
Page 158



Carter
Page 158



Ontario
Page 159



Thrft
Page 159



Hawkes
Page 160



Hatley
Page 160



Dallas
Page 161



Saturn
Page 161



Baye
Page 162



Vegalite
Page 162



Bella Range
Page 163

EXECUTIVE SEATING

Zure

Boldly going where no chair has gone before, the Zure takes you to a new comfort destination.

Our unique range of this distinctive, uber stylish posture perfect seating solution has it all. There are fine mesh, fully upholstered, partly upholstered and stunning flexible elastomer options available.

Carefully contoured, the seat and backrest have been designed to provide the user with maximum comfort.

The high quality outer skeleton wraps the user in touch point technology.

Padded arm rests on the fabric and leather options provide pleasing eye-appeal, whilst the elastomer versions benefit from striking colour coded armrests.

The polished aluminium base houses highlighted castor detailing.



Zure Orange Elastomer

- Adjustable tilt tension control with easy use crank handle
- Coated aluminium base with colour coordinated castors
- Ingenious elastomer surfaces mould to your body shape



KC0165
Zure Orange Elastomer with optional headrest

Options

- Headrest
- Set of Glides

Zure Grey Elastomer



EX000112
Zure Grey Elastomer

KC0164
Zure Grey Elastomer with optional headrest

Options

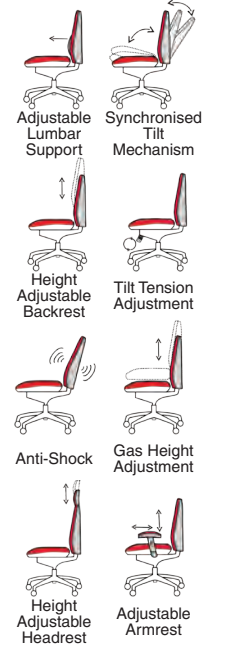
- Headrest
- Set of Glides

135kg
WEIGHT
RATING

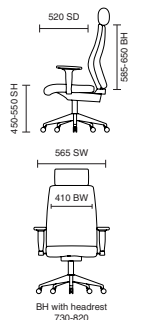
5
GUARANTEE
YEARS

8
Hour Usage

Adjustments



Dimensions



Stock Option



Stock Option



Zure Mesh White Frame

- Large, contoured backrest and seat
- Synchro tilt glide mechanism with multi-lock and anti-shock system
- Black frame option available



KC0162
Zure Charcoal Mesh with optional headrest



EX000111
Zure Charcoal Mesh

Options

- Headrest
- Set of Glides

Zure Mesh Black Frame

135kg
WEIGHT
RATING

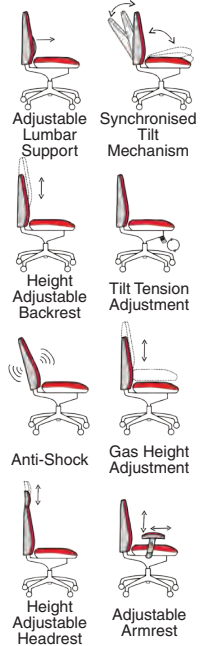
GUARANTEE
5
YEARS

8
Hour Usage



KCUP1281
Zure Black Frame Charcoal Mesh
with optional headrest

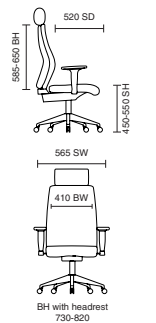
Adjustments



Options

- Headrest
- Set of Glides

Dimensions



Stock Option



Stock Option



Zure Fabric

- Unique and contemporary design
- Stylish, large contoured backrest and seat
- Easy operation ratchet backrest height adjustment



KC0161
Zure Black Fabric with optional headrest

Options

- Headrest
- Set of Glides

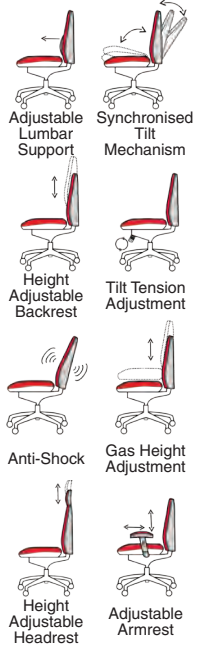
Zure Bespoke

135kg
WEIGHT
RATING

GUARANTEE
5
YEARS

8
Hour Usage

Adjustments



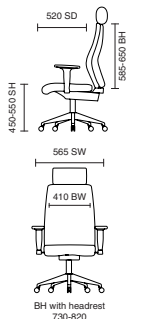
Options

- Headrest
- Set of Glides



KCUP0694
Zure Fully Bespoke Ginseng Chili

Dimensions



Stock Option



Black
Fabric



Bespoke upholstery:
See page 200 for fabric options

Mirage II

Mirage II is one of the UK's best selling ergonomic seating solutions and comes with the manufacturer's five-year warranty.

Encased in a strong skeletal subframe the mesh back and seat is contoured to fit the body's shape perfectly.

Fully loaded with comfort and ergonomic features, the Mirage boasts an integral seat slide, automatic synchronised seat movement, height adjustable armrests and even an anti-shock tilt.

Matching headrests are available. The chair itself is mounted onto a superior chrome base and benefits from a tension adjuster on the tilt.



Mirage II

125kg
WEIGHT RATING

GUARANTEE
2
YEARS

8
Hour Usage

- Unique and contemporary design
- Comfortable nylon woven mesh is breathable, durable and stylish
- Anti-shock synchronised tilting mechanism
- Integral seat slide control

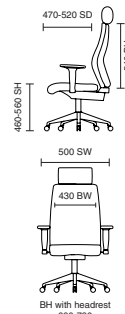
Adjustments



Options

- Headrest
- Set of Glides

Dimensions



KC0148
Mirage II Black Mesh with optional headrest

Stock Option



Savoy High Back

110kg
WEIGHT RATING

GUARANTEE
2
YEARS

8
Hour Usage

WATCHING
Page
170
VISITOR

- Deep comfort seat & back cushions
- Tested to ANSI/BIFMA X 5.1-2017 strength and endurance standards
- Aluminium armrests
- Twin lever mechanism with infinite lock recline
- High chrome arms and base feature

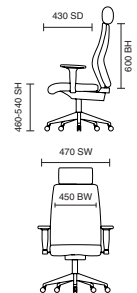
Adjustments



Options

- Set of Glides

Dimensions



EX000067
Savoy Black Bonded Leather High Back

Stock Option



Chelsea

110kg
WEIGHT RATING

GUARANTEE
2
YEARS

8
Hour Usage

- Generous dimensions on traditional styling
- Height adjustable headrest
- Reclining function with tilt tension



EX000001
Chelsea Black Bonded Leather



EX000002
Chelsea Cream Bonded Leather

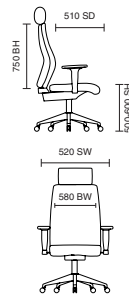
Adjustments



Options

Set of Glides

Dimensions



Chesterfield

110kg
WEIGHT RATING

GUARANTEE
2
YEARS

8
Hour Usage

- Traditional rich toned leather faced upholstery
- Deeply buttoned classical styling
- Wooden armrests with matching padded sleeve
- Complimentary wood on arms and base

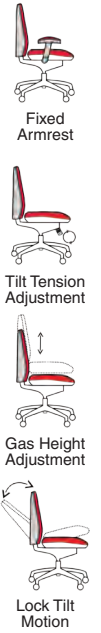


EX000003
Chesterfield Brown Leather

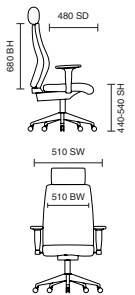


EX000005
Chesterfield Cream Leather

Adjustments



Dimensions



Stock Option



Stock Option



Classic High Back

125kg WEIGHT RATING

GUARANTEE 2 YEARS

8 Hour Usage

WATCHING Page 167 VISITOR

- Large contoured seat
- Two levers, infinite lock and tilt mechanism
- Soft padded leather upholstery



EX000007
Classic Black Bonded Leather High Back



EX000008
Classic Tan Bonded Leather High Back

Adjustments



Tilt Tension Adjustment



Gas Height Adjustment



Infinite Lock Mechanism

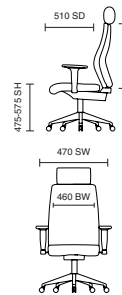


Fixed Armrest

Options

Set of Glides

Dimensions



Classic Medium Back

125kg WEIGHT RATING

GUARANTEE 2 YEARS

8 Hour Usage

WATCHING Page 167 VISITOR

Adjustments



Tilt Tension Adjustment



Gas Height Adjustment



Infinite Lock Mechanism



Fixed Armrest

Options

Set of Glides

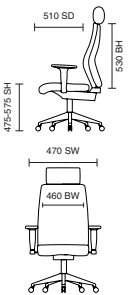


EX000011
Classic Tan with Arms Medium Back



EX000012
Classic White with Arms Medium Back

Dimensions



Stock Option



Stock Option



Xenon

Elegant White or Black acrylic shells cradle the most stylish of executive chairs – the Xenon.

The shell swoops down from the generously proportioned backrest to integral slim shaped arms which fold around to the underside of the seat shell.

A high-quality knee tilt ensures maximum comfort and avoids discomfort caused by upper leg blood vessel constriction.

High density moulded foams and inbuilt contoured lumbar support add to the easy seating package.

A brushed aluminium five-star base continues the focus on sophisticated styling at ground level.



Xenon White Shell Fabric

125kg
WEIGHT RATING

5
YEARS
GUARANTEE

8
Hour Usage



KCUP1180
Xenon White Shell Bespoke Stevia Blue with optional headrest



KC0226
Xenon White Shell Black Fabric with optional headrest

Adjustments



Fixed Headrest Knee Tilt



Fixed Armrest Tilt Tension Adjustment



Integral Lumbar Gas Height Adjustment



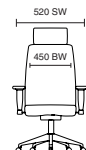
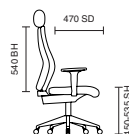
Anti-Shock

Options

Headrest

Set of Glides

Dimensions



BH with headrest
730

Mien

125kg
WEIGHT RATING

5
YEARS
GUARANTEE

8
Hour Usage

WATCHING
Page 167
VISITOR

- Synchronised tilting mechanism, lockable in multiple positions
- Anti-shock reclining with weight tension adjustment
- Polished aluminium armrests and wheelbase



EX000183
Mien Black & Mink Leather



EX000184
Mien Black Leather

Adjustments



Anti-Shock Tilt Tension Adjustment



Gas Height Adjustment



Synchronised Mech

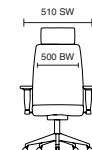


Fixed Armrest

Options

Set of Glides

Dimensions



Stock Option



Black Fabric



Bespoke upholstery:
See page 200 for fabric options

Stock Option



Black Leather

Black & Mink



Desk: Oslo Single Desk (p11)
Chair: Lula (p149)

Lula

- Modern and stylish design
- Breathable mesh backrest upholstery
- Seat height adjustment
- Fixed arm rests

110kg
WEIGHT RATING

GUARANTEE
2 YEARS

8
Hour Usage

Adjustments



Fixed Armrest



Auto-Tilt Tension

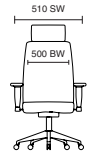


Gas Height Adjustment



EX000244
Lula Full Mesh Black

Dimensions



Stock Option



Full Mesh

Sanderson II

- Breathable mesh backrest upholstery
- Adjustable lumbar support pad
- Height adjustable headrest
- Synchronised tilting mechanism with anti-shock

125kg
WEIGHT RATING

GUARANTEE
2 YEARS

8
Hour Usage

Adjustments



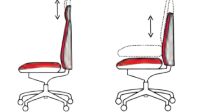
Adjustable Lumbar Support

Synchronised Tilt Mechanism



Anti-Shock

Tilt Tension Adjustment



Height Adjustable Headrest

Gas Height Adjustment



Height Adjustable Armrest

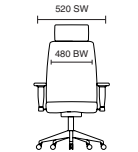


KCUP0539
Sanderson Bespoke Seat Stevia Blue



OP000244
Sanderson Black Airmesh Seat with Mesh Back

Dimensions



Options

- 5 Star Nylon Base
- Set of Glides

Stock Option



Mesh with Airmesh



Bespoke upholstery:
See page 200 for fabric options

Tunis Leather

125kg
WEIGHT
RATING

GUARANTEE
2
YEARS

8
Hour Usage

- Soft touch leather upholstery
- Distinct padded chrome armrests
- Clean and stylish stitch detailing
- Wrap-over seat & back pads for extra deep comfort



EX000210
Tunis Black Bonded Leather

Adjustments



Lock Tilt Motion



Gas Height Adjustment

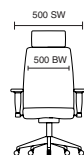
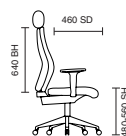


Tilt Tension Adjustment



Fixed Armrest

Dimensions



Advocate

115kg
WEIGHT
RATING

GUARANTEE
3
YEARS

8
Hour Usage

MATCHING
Page
167
VISITOR

- Chrome arms and base
- Leather arm sleeves
- Tension adjustable tilt and lock functionality
- Padded shaped back support



BR000204
Advocate Black Bonded Leather

Adjustments



Tilt Tension Adjustment



Gas Height Adjustment



Lock Tilt Motion

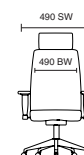
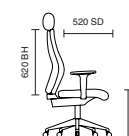


Fixed Armrest

Options

Set of Glides

Dimensions



Stock Option



p150

Stock Option



Black
Leather

Desire

125kg
WEIGHT RATING

GUARANTEE
2 YEARS

8
Hour Usage

WATCHING
Page 168
VISITOR

- Modern and stylish design
- Comfortable deep cushioning
- Chrome armrests with cushioned arm pads



EX000020
Desire Medium Back White Leather



EX000019
Desire High Back Black Leather

Adjustments



Fixed Armrest



Tilt Tension Adjustment



Gas Height Adjustment

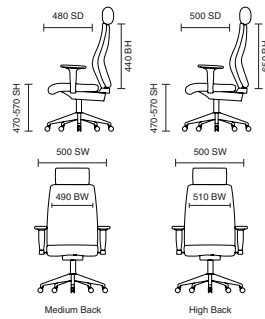


Infinite Tilt Mechanism

Options

Set of Glides

Dimensions



High Back Medium Back



Penza

110kg
WEIGHT RATING

GUARANTEE
2 YEARS

8
Hour Usage

- Modern and stylish design
- Comfortable deep cushioning
- Chrome armrests with cushioned arm pads



EX000186
Penza Cream Leather



EX000187
Penza Brown Leather

Adjustments



Fixed Armrest



Tilt Tension Adjustment



Gas Height Adjustment

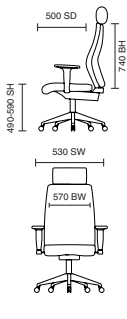


Infinite Tilt Mechanism

Options

Set of Glides

Dimensions



Stock Option



Winsor High Back

120kg
WEIGHT
RATING

GUARANTEE
2
YEARS

8
Hour Usage

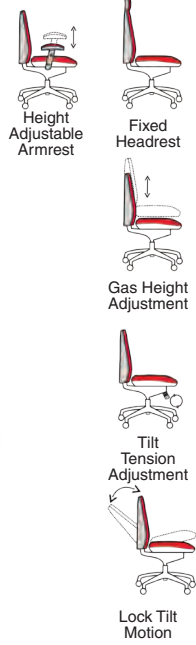
- Bonded leather upholstery
- Deeply padded for comfort
- Hybrid design for exec/high function use
- Lock and tilt mechanism



EX000213
Winsor High Back Leather



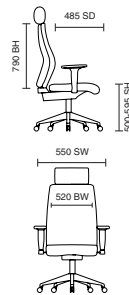
Adjustments



Options

Set of Glides

Dimensions



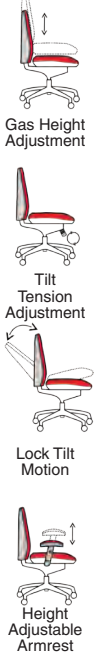
Winsor Medium Back

120kg
WEIGHT
RATING

GUARANTEE
2
YEARS

8
Hour Usage

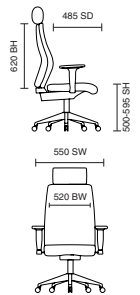
Adjustments



Options

Set of Glides

Dimensions



EX000212
Winsor Medium Back Leather

Stock Option



Stock Option



Galloway

125kg WEIGHT RATING

GUARANTEE 2 YEARS

8 Hour Usage

MATCHING Page 168 VISITOR

- Matching upholstered sweep arms
- Multi-panelled upholstery comfort
- Gunmetal Grey base & arms



EX000031
Galloway Blue Fabric



EX000030
Galloway Black Fabric

Adjustments



Gas Height Adjustment



Fixed Armrest



Infinite Tilt Mechanism



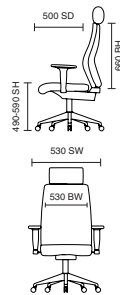
Tilt Tension Adjustment

Options

5 Star Chrome Base

Set of Glides

Dimensions



Rocky

125kg WEIGHT RATING

GUARANTEE 2 YEARS

8 Hour Usage

- Matching base and arms
- Leather padded arms
- Two lever tilt and lock mechanism



EX000061
Rocky Black Leather

Adjustments



Fixed Armrest



Tilt Tension Adjustment



Gas Height Adjustment

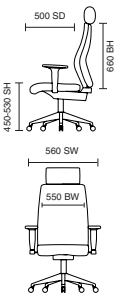


Infinite Tilt Mechanism

Options

Set of Glides

Dimensions



Stock Option



Stock Option



Moore Deluxe Leather

125kg WEIGHT RATING

GUARANTEE 2 YEARS

8 Hour Usage

MATCHING Page 168 VISITOR

- Extra deep chrome & leather arm pads
- Panelled ruched upholstery
- Infinite tilt and lock with tension adjustment

Adjustments



Fixed Armrest



Tilt Tension Adjustment



Gas Height Adjustment

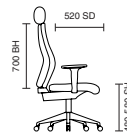


Infinite Tilt Mechanism

Options

Set of Glides

Dimensions



EX000045
Moore Deluxe Black Leather

Moore Leather

125kg WEIGHT RATING

GUARANTEE 2 YEARS

8 Hour Usage

MATCHING Page 168 VISITOR

- Two lever infinite lock mechanism
- Matching padded leather arms
- Tension adjustment on tilt
- Panelled ruched upholstery

Adjustments



Fixed Armrest



Tilt Tension Adjustment



Gas Height Adjustment



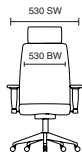
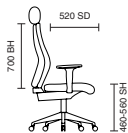
Infinite Tilt Mechanism

Options

5 Star Chrome Base

Set of Glides

Dimensions



EX000050
Moore Black Leather



Stock Option



Stock Option



Moore Fabric

125kg
WEIGHT RATING

GUARANTEE
2
YEARS

8
Hour Usage

WATCHING
Page
168
VISITOR

- Twin lever infinite tilt & lock mechanism
- Matching padded fabric arms
- Tension adjustment on tilt
- Panelled ruched upholstery



EX000043
Moore Black Fabric

Adjustments



Fixed Armrest



Tilt Tension Adjustment



Gas Height Adjustment



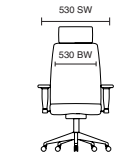
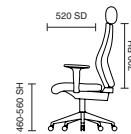
Infinite Tilt Mechanism

Options

5 Star Chrome Base

Set of Glides

Dimensions



Vegas

125kg
WEIGHT RATING

GUARANTEE
2
YEARS

8
Hour Usage

- Leather integral headrest
- Airmesh and leather seat
- Lumbar bar support
- Two lever infinite lock function



EX000074
Vegas Black Leather with Mesh Back

Adjustments



Integral Lumbar Support



Fixed Armrest



Tilt Tension Adjustment



Gas Height Adjustment

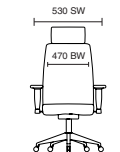
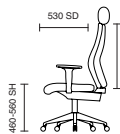


Infinite Tilt Mechanism

Options

Set of Glides

Dimensions



Stock Option



Black Fabric

Stock Option



Mesh Leather

Nola High Back

115kg WEIGHT RATING
 GUARANTEE 2 YEARS
 8 Hour Usage
 WATCHING Page 169 VISITOR

- Classically Italian inspired executive armchair
- Tested to BS5852 strength and endurance standards
- Curved seat and back for comfort
- Chrome detailing on frame and arms
- Single lever tilt and lock mechanism

NEW!



OP000256
Nola High Back White Bonded Leather

Adjustments



Gas Height Adjustment



Lock Tilt Motion



Tilt Tension Adjustment

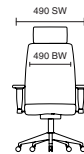
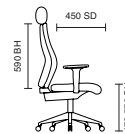


Fixed Armrest

Options

Set of Glides

Dimensions



OP000226
Nola High Back Black Bonded Leather

Nola Medium Back

115kg WEIGHT RATING
 GUARANTEE 2 YEARS
 8 Hour Usage
 WATCHING Page 169 VISITOR

- Classically Italian inspired executive armchair
- Tested to BS5852 strength and endurance standards
- Curved seat and back for comfort
- Chrome detailing on frame and arms
- Single lever tilt and lock mechanism

NEW!



OP000257
Nola Medium Back White Bonded Leather

Adjustments



Gas Height Adjustment



Lock Tilt Motion



Tilt Tension Adjustment

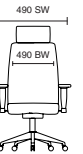
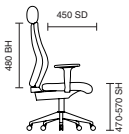


Fixed Armrest

Options

Set of Glides

Dimensions



OP000225
Nola Medium Back Black Bonded Leather

Stock Option



Stock Option



Ezra

- Stylish stitch detailing
- Tested to EN1335 strength and endurance standards
- Soft touch leather
- Tilt and lock mechanism

110kg
WEIGHT RATING

GUARANTEE
2 YEARS

8
Hour Usage

NEW!

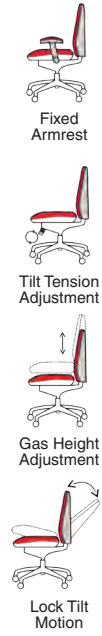


EX000245
Ezra Grey Leather

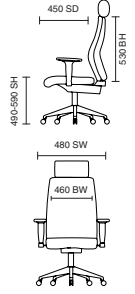


EX000189
Ezra White Leather

Adjustments



Dimensions



Stock Option



Plaza

- Contour lines on back and seat enhance the appearance
- Nylon armrest with integrated soft leather arm pads
- Easy to use twin lever mechanism lockable in any position

125kg
WEIGHT RATING

GUARANTEE
2 YEARS

8
Hour Usage



EX000052
Plaza Black Bonded Leather

Adjustments

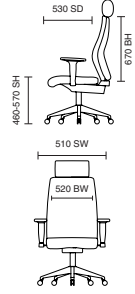


Options

5 Star Chrome Base

Set of Glides

Dimensions



Stock Option



Oscar **NEW!**

120kg
WEIGHT
RATING

1
GUARANTEE
YEARS

8
Hour Usage

- Anti shock knee tilt synchronised tilt and lock action
- Striking gunmetal armrest and base detail
- Stylish multi panel upholstery
- Fixed armrest with supple faux leather pads



EX000243
Oscar Black Faux Leather

Adjustments



Gas Height Adjustment



Infinite Tilt Mechanism



Tilt Tension Adjustment

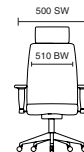
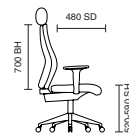


Fixed Armrest

Options

Set of Glides

Dimensions



Carter Leather

110kg
WEIGHT
RATING

1
GUARANTEE
YEARS

8
Hour Usage

171
MATCHING
Page
VISITOR

- Waterfall seat front
- Matching chrome 5 star base and arms
- Padded armrests



EX000148
Carter Black Faux Leather

Adjustments



Gas Height Adjustment



Fixed Armrest

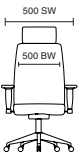
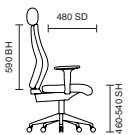


Tilt Tension Adjustment



Lock Tilt Motion

Dimensions



Stock Option



Stock Option



Ontario Leather

NEW!

120kg
WEIGHT RATING

1
GUARANTEE YEARS

8
Hour Usage

- Generously sized seat and backrest
- Pillow top seat and backrest cushions
- Single lever lock or tilt mechanism
- Tension controlled tilt
- Padded armrests with silver accents



EX000237
Ontario Black Leather

Adjustments



Gas Height Adjustment



Fixed Armrest

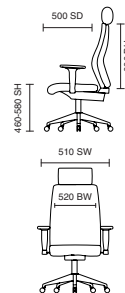


Tilt Tension Adjustment



Lock Tilt Motion

Dimensions



Thrift

125kg
WEIGHT RATING

2
GUARANTEE YEARS

8
Hour Usage

- Padded upholstered armrests
- Tested to EN1335 strength and endurance standards
- Chrome detail armrest frame matches wheelbase
- Generously cushioned seat and back



EX000163
Thrift Black Bonded Leather

Adjustments



Gas Height Adjustment



Lock Tilt Motion



Tilt Tension Adjustment

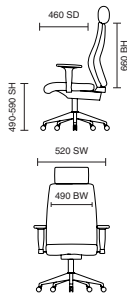


Fixed Armrest

Options

Set of Glides

Dimensions



Stock Option



Black
Leather

Stock Option



Black
Leather

Hawkes Leather

120kg
WEIGHT RATING

GUARANTEE
2
YEARS

8
Hour Usage

- Classic Italian styling
- Faux leather black upholstery
- Figure hugging upholstery pads
- Chrome arms and base
- Tension adjustable lock and tilt action

Adjustments



Gas Height Adjustment



Fixed Armrest

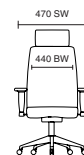
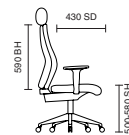


Tilt Tension Adjustment



Lock Tilt Motion

Dimensions



EX000219
Hawkes Black Leather with Chrome Frame

Hatley Leather NEW!

120kg
WEIGHT RATING

GUARANTEE
1
YEARS

8
Hour Usage

- Clean lines and stylish design
- Plush Pillow top cushion faux leather upholstery
- Striking chrome armrests with soft padded tops
- Single lever tilt and lock mechanism

Adjustments



Gas Height Adjustment



Fixed Armrest



Tilt Tension Adjustment

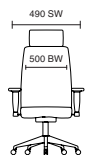
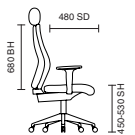


Lock Tilt Motion

Options

Set of Glides

Dimensions



EX000245
Hatley Black Bonded Leather

Stock Option



p160

Stock Option



Dallas Leather NEW!

120kg
WEIGHT
RATING

GUARANTEE
1
YEARS

8
Hour Usage

- Generously sized seat and backrest
- Pillow top seat and backrest cushions
- Single lever lock or tilt mechanism
- Tension controlled tilt
- Padded chrome armrests with matching chrome



EX000240
Dallas Black Leather

Adjustments



Gas Height Adjustment



Fixed Armrest

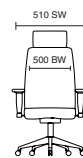
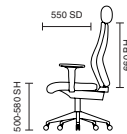


Tilt Tension Adjustment



Lock Tilt Motion

Dimensions



Saturn

120kg
WEIGHT
RATING

GUARANTEE
1
YEARS

8
Hour Usage

- Striking mesh back, airmesh seat design
- Single lever rock and lock mechanism
- Flip back arms for closer at desk work
- Lumbar support pressure pad
- Tension controlled tilt



EX000241
Saturn Mesh Back With Folding Arms

Adjustments



Gas Height Adjustment



Folding Armrest



Tilt Tension Adjustment

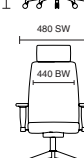
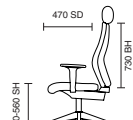


Lock Tilt Motion

Options

Set of Glides


Dimensions



Stock Option



Stock Option



Baye Mesh/Leather

- Ergo designed executive operator chair
- Tested to ANSI/BIFMA standard
- Faux leather and black mesh upholstery
- Single lever lock and tilt action
- Chrome base and boomerang arm design

110kg
WEIGHT
RATING

GUARANTEE
2
YEARS

8
Hour Usage



OP000249
Baye Mesh Back & Black Faux Leather

Adjustments



Gas Height
Adjustment



Fixed
Armrest



Tilt Tension
Adjustment

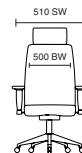
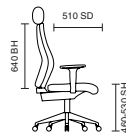


Lock Tilt
Motion

Options

Set of Glides

Dimensions



Vegalite Mesh Black Frame

- High quality mesh back
- Bonded leather headrest
- Tilt & tension mechanism
- Fixed chrome armrest with PP pad

110kg
WEIGHT
RATING

GUARANTEE
1
YEARS

8
Hour Usage



EX000166
Vegalite Mesh Back

Adjustments



Gas Height
Adjustment



Fixed
Armrest



Tilt Tension
Adjustment

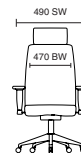
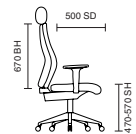


Lock Tilt
Motion

Options

Set of Glides

Dimensions



Stock Option



p162

Stock Option



Bella Leather

120kg WEIGHT RATING
 GUARANTEE 2 YEARS
 8 Hour Usage
 WATCHING Page 178 VISITOR

- Stylish stitch detailing
- Tested to ANSI/BIFMA X 5.1-2017 strength and endurance standards
- Hard-wearing fixed nylon armrests
- Lock tilt reclining with tension adjustment
- Seat height adjustment



EX000192
Bella Black Bonded Leather

Adjustments



Tilt Tension Adjustment



Gas Height Adjustment



Lock Tilt Motion

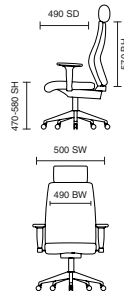


Fixed Armrest

Options

- 5 Star Chrome Base
- Set of Glides

Dimensions



Bella Fabric NEW!

120kg WEIGHT RATING
 GUARANTEE 2 YEARS
 8 Hour Usage

- Contoured backrest and seat fabric panels
- Tested to ANSI/BIFMA X 5.1-2017 strength and endurance standards
- Defined shoulder and headrest support
- One-touch tension adjustable tilt and lock action



EX000248
Bella Charcoal Fabric

EX000247
Bella Blue Fabric

Adjustments



Tilt Tension Adjustment



Gas Height Adjustment



Lock Tilt Motion

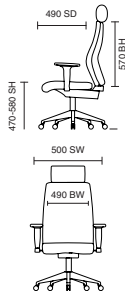


Fixed Armrest

Options

- 5 Star Chrome Base
- Set of Glides

Dimensions



Stock Option



Black Leather

Stock Option



Black Fabric

Blue Fabric

Charcoal Fabric

VISITOR & CONFERENCE

Meetings. Love them or not they can often be where the best businesses are forged.

In the modern, inclusive office it is rare that companies are the product of one person.

The age of collaborative thinking means we all need to harmonise to get the best out of our collective effort. That is where the well constructed, effective meeting comes in.

So whether you are discussing the next sales and marketing campaign, negotiating a new deal, working through some tough commercial details or developing new internal ways of working, being on your top game in a meeting is crucial.

Our comfortable, practical and stylish seating options will keep you refreshed, engaged and comfortable.

Our designers have created a portfolio of seating solutions that fit every requirement and budget to ensure your meetings are meaningful.



Table: Impulse Boardroom Table (p59)
Chair: Brunswick (p176)



Mien Range
Page 167



Classic
Page 167



Advocate
Page 167



Moore Range
Page 168



Desire
Page 168



Galloway Range
Page 168



Carmen Range
Page 169



Nola
Page 169



Portland Range
Page 170



Florence Range
Page 171



Carter
Page 171



Academy Range
Page 172



Swift Collection
Page 173



Havanna Range
Page 174



Metro
Page 174



Echo
Page 174



Brunswick Deluxe
Range Page 175



Brunswick Range
Page 176



Milan
Page 177



Milan Writing Table
Page 177



Madrid Range
Page 177



Bella Cantilever
Page 178



ISO Range
Page 178



ISO Writing Table Kit
Page 181



Banquet
Page 181



Polly
Page 181

VISITOR & CONFERENCE



Mien Black Leather

- Luxurious & contemporary design
- Stylish cantilever frame
- Outstanding upholstery & stitch detail

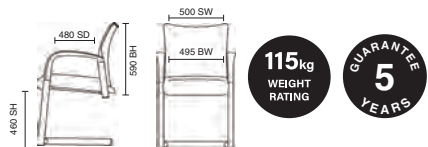


BR000211
Mien Cantilever Black Leather

Stock Option



Black
Leather



Mien Black & Mink



BR000212
Mien Cantilever Black & Mink Leather

Stock Option



Black &
Mink



Classic

- Soft padded leather
- Solid chrome frame
- Leather padded arms
- Large contoured seat



BR000031
Classic Tan Bonded Leather

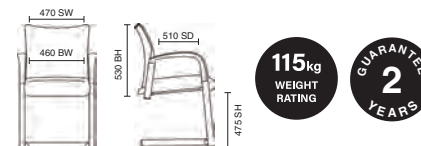
Stock Option



Black
Leather

White
Leather

Tan
Leather



Advocate

- Stylish panelled bonded leather
- Chrome cantilever with safety stops



BR000206
Advocate Black Bonded Leather

Stock Option



Black
Leather



Moore

Deluxe

- Extra deep arm pads
- Padded chrome armrests



KC0152
Moore Deluxe Black Leather

Stock Option



Black
Leather

Moore

- Bonded Black leather
- Matching padded arms
- Comfortable deep cushioning



KC0151
Moore Black Leather

Stock Option



Black
Leather

Black
Fabric

Desire

- Modern and stylish design
- Comfortable deep cushioning
- Chrome with cushioned arm pads



BR000033
Desire Black Leather

Stock Option



Black
Leather

Galloway

Fabric

- Upholstered panels for comfort
- Black or Blue fabric available
- Matching padded armrests



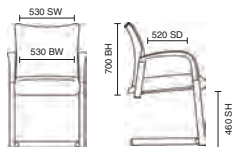
KC0123
Galloway Blue Fabric

Stock Option



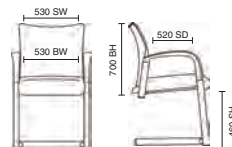
Black
Fabric

Blue
Fabric



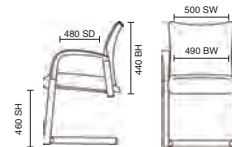
115kg
WEIGHT
RATING

2
GUARANTEE
YEARS



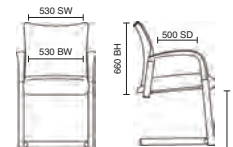
115kg
WEIGHT
RATING

2
GUARANTEE
YEARS



115kg
WEIGHT
RATING

2
GUARANTEE
YEARS



115kg
WEIGHT
RATING

2
GUARANTEE
YEARS

Galloway

Leather

- Matching padded armrests
- Soft cushioned seat and backrest
- Black robust cantilever frame

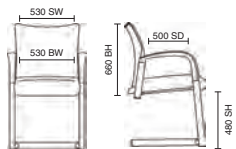


BR000177
Galloway Black Leather

Stock Option



Black
Leather



115kg
WEIGHT
RATING

2
YEARS
GUARANTEE

Carmen

Fabric Stool

- Grey flecked fabric
- Natural solid wood frame
- Black foot rail
- Double curvature backrest
- Floor protectors

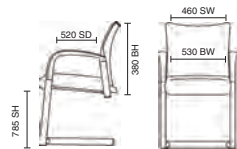


BR000225
Carmen Grey Fabric

Stock Option



Grey
Fabric Seat



125kg
WEIGHT
RATING

3
YEARS
GUARANTEE

Carmen

Fabric

- Modern and stylish design
- Fully upholstered in quality Grey fabric
- Natural solid wood frame

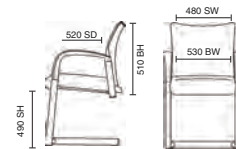


BR000224
Carmen Grey Fabric

Stock Option



Grey
Fabric Seat



125kg
WEIGHT
RATING

3
YEARS
GUARANTEE

Nola

- Classically Italian inspired visitor chair
- Curved seat and back for comfort
- Chrome detailing on frame & arms

NEW!



OP000255
Nola White Leather Cantilever



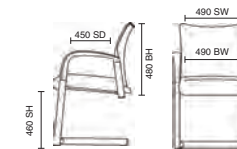
OP000224
Nola Black Bonded Leather Cantilever

Stock Option



Black
Leather

White
Leather



115kg
WEIGHT
RATING

2
YEARS
GUARANTEE

Portland

- Contoured back support
- Adjustable lumbar support
- Triple curvature seat
- Polished chrome base



EX000136
Portland Black Mesh

Stock Option



Mesh Back
Fabric

Portland

Bespoke



KCUP0466
Portland Bespoke Seat Myrrh Green



Bespoke upholstery:
See page 200 for fabric options

Portland

Visitor

- Black seat as standard
- Extra strong chrome frame
- Features upholstered arm pads
- Heavy duty frame



BR000115
Portland Visitor Black Fabric & Black Mesh Back

Stock Option



Mesh Back
Fabric

Portland

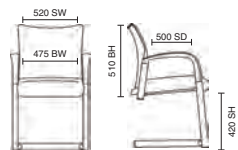
Visitor Bespoke



KCUP0452
Portland Visitor Bespoke Seat Tabasco Orange

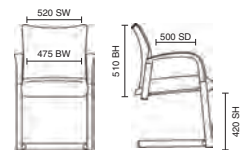


Bespoke upholstery:
See page 200 for fabric options



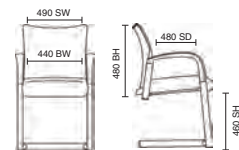
115kg
WEIGHT
RATING

2
YEARS
GUARANTEE



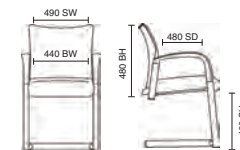
115kg
WEIGHT
RATING

2
YEARS
GUARANTEE



115kg
WEIGHT
RATING

2
YEARS
GUARANTEE



115kg
WEIGHT
RATING

2
YEARS
GUARANTEE

Florence

Stool

- Stylish stay-clean white shell
- Fabric upholstered seat pad
- Double curvature backrest
- Footrest rail

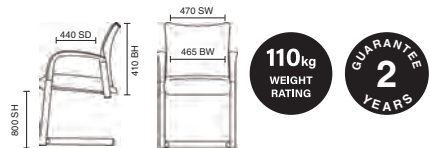


BR000210
Florence Stool

Stock Option



Bespoke upholstery:
See page 200 for fabric options



Florence

Spindle

- Stylish stay-clean white shell
- Matching four spur pyramid base
- Fabric upholstered seat pad
- Double curvature backrest



BR000208
Florence Spindle

Stock Option



Bespoke upholstery:
See page 200 for fabric options



Florence

Stacker

- Stylish stay-clean white shell
- Matching four leg base allows stacking
- Fabric upholstered seat pad
- Stackable up-to 4 high



BR000209
Florence Stacker

Stock Option



Bespoke upholstery:
See page 200 for fabric options



Carter Leather

- Luxuriously dimensioned
- Faux leather upholstery
- Chrome arms
- Robust cantilever frame



BR000185
Carter Black Leather

Stock Option



Academy

Fabric Back with Arms

- Polished chrome frame
- Double curvature seat and back
- Heavy duty frame
- Stackable up to 6 high



BR000003
Academy Black Fabric with Arms

Academy

Bespoke with Arms



KCUP0032
Academy Bespoke Tansy Purple Seat & Black Fabric Back with Arms

Academy

Fabric

- Extra generous dimensions
- Double curvature seat and back
- Heavy duty frame
- Stackable up to 6 high



BR000004
Academy Black Fabric

Academy

Bespoke



KCUP0055
Academy Bespoke Maringa Teal

Stock Option

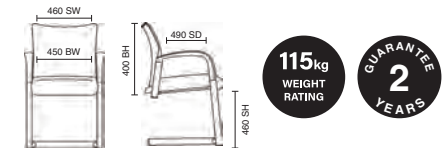
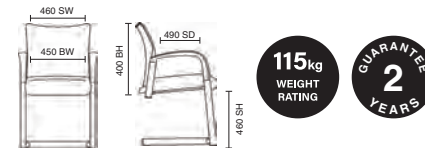
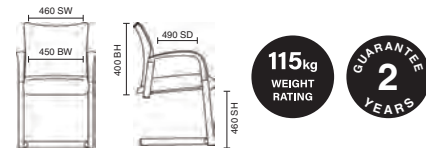
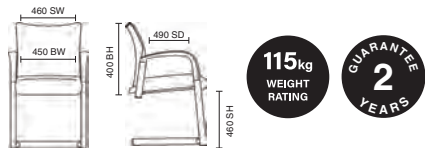


Bespoke upholstery:
See page 200 for fabric options

Stock Option



Bespoke upholstery:
See page 200 for fabric options



Academy

- Extra generous dimensions
- Polished chrome frame
- Double curvature seat and back
- Heavy duty frame
- Stackable up to 6 high



KCUP0011
Academy Bespoke
Seat Stevia Blue

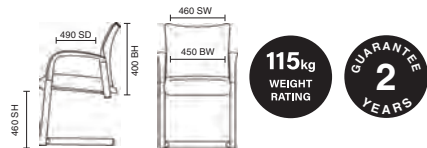


BR000011
Academy Black Fabric Seat

Stock Option



Bespoke upholstery:
See page 200 for fabric options



Academy with Arms

- Extra generous dimensions
- Polished chrome frame
- Double curvature seat and back
- Stackable up to 6 high



BR000010
Academy Black Fabric Seat with Arms

Stock Option



Bespoke upholstery:
See page 200 for fabric options



Swift Visitor

- Curved soft mesh back
- Generously sized
- Lightweight chrome frame
- Stackable up to 2 high




KCUP1640
Swift Visitor Bespoke Seat
Senna Yellow



BR000227
Swift Chrome Frame with Arms

Stock Option



Bespoke upholstery:
See page 200 for fabric options



Swift Cantilever

- Curved soft mesh back
- Generously sized
- Lightweight chrome frame
- Stackable up to 2 high



KCUP1630
Swift Cantilever Bespoke
Seat Maringa Teal



BR000226
Swift Cantilever Chrome Frame with Arms

Stock Option



Bespoke upholstery:
See page 200 for fabric options



Havanna

- Strong sprung chrome frame
- Soft touch roll-around armrests
- Leather upholstery
- Curved seat and back comfort



BR000050
Havanna Black Leather

Stock Option



Black
Leather

Havanna

Bespoke



KCUP07214
Havanna Bespoke Bergamot Cherry



Bespoke upholstery:
See page 200 for fabric options

Metro

- Breathable large curved back
- Large cushioned seat
- Stackable up to 4 high



BR000090
Metro Black Fabric & Black Mesh Back

Stock Option



Mesh with
Airmesh



Bespoke upholstery:
See page 200 for fabric options

Echo

- Polished chrome frame
- Stackable up to 4 high
- Supplied fully assembled



BR000037
Echo Red Bonded Leather

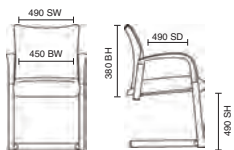
Stock Option



Red
Leather

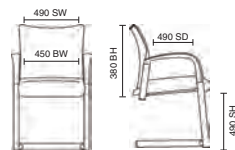
Black
Leather

White
Leather



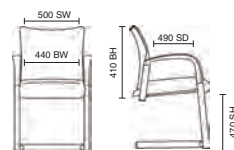
115kg
WEIGHT
RATING

GUARANTEE
2
YEARS



115kg
WEIGHT
RATING

GUARANTEE
2
YEARS



115kg
WEIGHT
RATING

GUARANTEE
2
YEARS



115kg
WEIGHT
RATING

GUARANTEE
2
YEARS

Brunswick

Deluxe Fabric Chrome

- Curved upholstered back
- Generously sized
- Stackable up to 4 high
- Robust steel frame




BR000222
Brunswick Deluxe Chrome Frame & Black Fabric with Arms

Stock Option



Black Fabric

 Bespoke upholstery:
See page 200 for fabric options



Brunswick

Deluxe Mesh Back Chrome

- Curved soft mesh back
- Generously sized
- Stackable up to 4 high
- Lightweight chrome frame




BR000220
Brunswick Deluxe Chrome Frame & Black Fabric with Arms

Stock Option



Mesh with Fabric

 Bespoke upholstery:
See page 200 for fabric options



Brunswick

Deluxe Fabric Black

- Curved upholstered back
- Generously sized
- Stackable up to 4 high
- Robust steel frame



BR000223
Brunswick Deluxe Black Frame & Black Fabric with Arms

Stock Option



Black Fabric

 Bespoke upholstery:
See page 200 for fabric options



Brunswick

Deluxe Mesh Back Black

- Curved soft mesh back
- Generously sized
- Stackable up to 4 high
- Robust steel frame




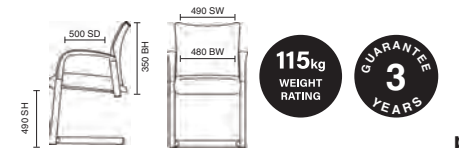
BR000221
Brunswick Deluxe Black Frame & Black Fabric with Arms

Stock Option



Mesh with Fabric

 Bespoke upholstery:
See page 200 for fabric options



Brunswick

with Arms Chrome Frame


- Curved soft mesh back
- Generously sized
- Stackable up to 4 high
- Lightweight chrome frame



BR000025
Brunswick Chrome Frame & Black Fabric with Arms

Stock Option



 Bespoke upholstery:
See page 200 for fabric options

Brunswick

with Arms Black Frame


- Robust steel frame
- Stackable up to 4 high
- Breathable mesh back
- Double curvature deep seat



BR000024
Brunswick Black Frame & Black Fabric with Arms

Stock Option



 Bespoke upholstery:
See page 200 for fabric options

Brunswick

with Chrome Frame


- Curved soft mesh back
- Generously sized
- Stackable up to 4 high
- Lightweight chrome frame



BR000021
Brunswick Chrome Frame & Black Fabric

Stock Option



 Bespoke upholstery:
See page 200 for fabric options

Brunswick

with Black Frame


- Robust steel frame
- Stackable up to 4 high
- Breathable mesh back
- Double curvature deep seat

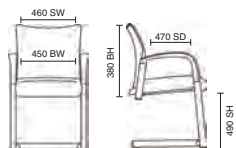


BR000020
Brunswick Black Frame & Black Fabric

Stock Option

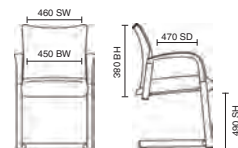


 Bespoke upholstery:
See page 200 for fabric options



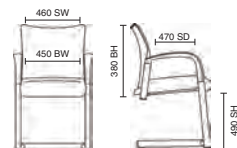
115kg
WEIGHT RATING

2
GUARANTEE YEARS



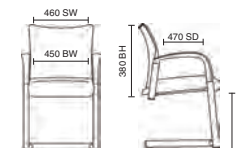
115kg
WEIGHT RATING

2
GUARANTEE YEARS



115kg
WEIGHT RATING

2
GUARANTEE YEARS



115kg
WEIGHT RATING

2
GUARANTEE YEARS

Milan **NEW!**

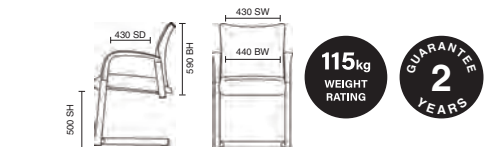
Folding Chair

- Soft vinyl upholstery
- Stylish chrome frame
- Easily folds flat for discreet storage
- Floor protecting feet



BR000304
Milan Folding Black Vinyl Chrome Frame Chair

Stock Option



Milan **NEW!**

with Writing Table



AC000042
Milan Right Hand Foldaway Poly Writing Table

Options

Writing table

Madrid

with Arms

- With or without arms
- Stackable up to 4 high
- Waterfall comfort seat



BR000086
Madrid Black



BR000084
Madrid Black with Arms

Stock Option



Madrid

Bespoke



KCUP0393
Madrid Bespoke Bergamot Cherry



Bespoke upholstery:
See page 200 for fabric options



Bella Cantilever **NEW!**

- Cushioned seat pad with waterfall front
- Cushioned dished seat design
- Contoured backrest for added comfort



BR000300
Bella Black Bonded Leather Cantilever

Stock Option



Black
Leather

ISO Beech

- Stackable up to 12 high
- Curved wooden backrest
- Lightweight robust frame
- Minimum order of 4

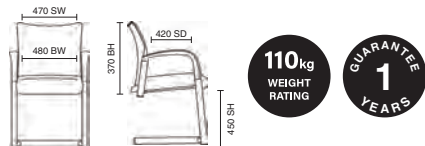


BR000066
ISO Chrome Frame & Beech Wood

Stock Option

Options

- Linking clip (Page 181)
- Writing tablet (Page 181)
- Arms Set (Page 181)



ISO Mesh & Chrome Frame

- Polished chrome robust frame
- Stackable up to 12 high
- Padded seat and ventilated mesh back for comfort
- Minimum order of 4, priced individually



BR000073
ISO Chrome Frame Mesh Back & Black Fabric

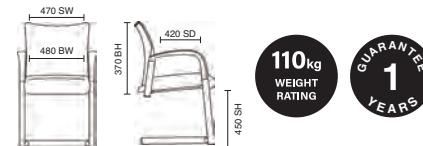
Stock Option



Black Fabric
& Mesh

Options


- Linking clip (Page 181)
- Writing tablet (Page 181)
- Arms Set (Page 181)



ISO Mesh Bespoke & Chrome Frame

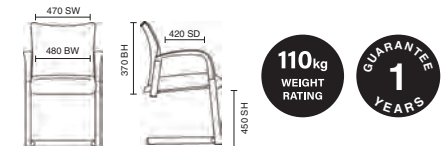


KCUP1198
ISO Chrome Frame Mesh Back & Bespoke Fabric Senna Yellow

 Bespoke upholstery:
See page 200 for fabric options

Options

- Linking clip (Page 181)
- Writing tablet (Page 181)
- Arms Set (Page 181)



ISO Mesh & Black Frame

- Polished chrome robust frame
- Stackable up to 12 high
- Padded seat and ventilated mesh back for comfort
- Minimum order of 4, priced individually



BR000060
ISO Black Frame Mesh Back & Black Fabric

Stock Option



Options

- Linking clip (Page 181)
- Writing tablet (Page 181)
- Arms Set (Page 181)



ISO Mesh Bespoke & Black Frame



KCUP1193
ISO Black Frame Mesh Back & Bespoke Fabric Tansy Purple

Bespoke upholstery:
See page 200 for fabric options

Options

- Linking clip (Page 181)
- Writing tablet (Page 181)
- Arms Set (Page 181)



ISO ISO Vinyl & Chrome Frame

- Available in Black or Blue vinyl
- Stackable up to 12 high
- Wipe clean seat and back
- Floor protectors
- Minimum order of 4, priced individually



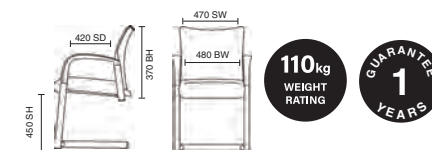
BR000071
ISO Chrome Frame & Black Vinyl

Stock Option



Options

- Linking clip (Page 181)
- Writing tablet (Page 181)
- Arms Set (Page 181)



ISO ISO Vinyl & Black Frame

- Available in Black or Blue vinyl
- Padded vinyl for additional comfort
- Stackable up to 12 high
- Floor protectors
- Minimum order of 4, priced individually



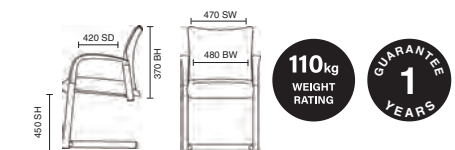
BR000063
ISO Black Frame & Blue Vinyl

Stock Option



Options

- Linking clip (Page 181)
- Writing tablet (Page 181)
- Arms Set (Page 181)



ISO Fabric & Chrome Frame

- Available in Black, Blue, Wine and Charcoal as standard
- Stackable up to 12 high
- Lightweight robust frame
- Minimum order of 4, priced individually



BR000068
ISO Chrome Frame & Blue Fabric

ISO Bespoke Fabric & Chrome Frame



KCUP0314
ISO Chrome Frame & Bespoke Fabric Myrrh Green

ISO Fabric & Black Frame

- Stacks up to 12 high
- Lightweight robust frame
- Floor protectors
- Minimum order of 4, priced individually



BR000064
ISO Wine Fabric & Black Frame


ISO Bespoke Fabric & Black Frame



KCUP0311
ISO Black Frame & Bespoke Fabric Maringa Teal


Stock Option



 Bespoke upholstery:
See page 200 for fabric options

Stock Option



 Bespoke upholstery:
See page 200 for fabric options

Options

- Linking clip (Page 181)
- Writing tablet (Page 181)
- Arms Set (Page 181)

Options

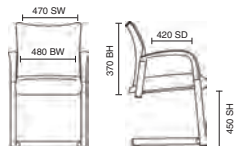
- Linking clip (Page 181)
- Writing tablet (Page 181)
- Arms Set (Page 181)

Options

- Linking clip (Page 181)
- Writing tablet (Page 181)
- Arms Set (Page 181)

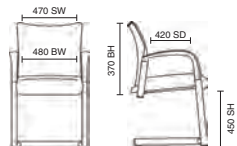
Options

- Linking clip (Page 181)
- Writing tablet (Page 181)
- Arms Set (Page 181)



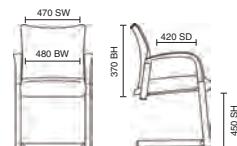
110kg
WEIGHT RATING

1
GUARANTEE YEARS



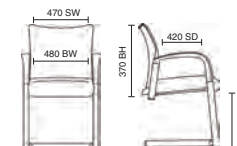
110kg
WEIGHT RATING

1
GUARANTEE YEARS



110kg
WEIGHT RATING

1
GUARANTEE YEARS



110kg
WEIGHT RATING

1
GUARANTEE YEARS

ISO Poly Black Frame

- Easy to wipe clean poly material
- Curved polypropylene seat & back
- Stackable up to 12 high
- Minimum order of 4, priced individually



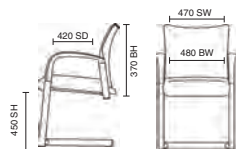
BR000056
ISO Black Poly & Black Frame

Stock Option



Options

- Linking clip
- Writing tablet
- Arms Set



110kg
WEIGHT RATING

1
YEARS
GUARANTEE

ISO Writing Tablet Kit & Arms set



Left Handed Option: BR000302
Right Handed Option: BR000074



AC000002
ISO Black Shaped Arm Set



ISO Linking Clip
(Links a pair of any ISO stacking chairs together)

Writing Tablet Kit
Arms set
Linking Clip set

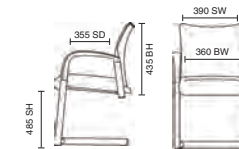
Banquet

- Strong tube frame
- Stackable up to 10 high
- Floor protectors



BR000196
Banqueting Black Frame & Black Fabric

Stock Option



115kg
WEIGHT RATING

1
YEARS
GUARANTEE

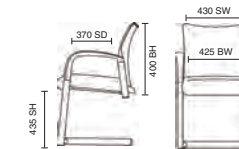
Polly

- Easy to clean
- One-piece polypropylene
- Stackable up to 12 high



BR000203
Polly Blue Polypropylene

Stock Option



110kg
WEIGHT RATING

1
YEARS
GUARANTEE

AGILE SOFT SEATING

Workspaces are changing dramatically. We spend more time in them, more is expected of us when we are in them and we engage in more varied interaction with colleagues than ever before.

Soft seating tears down the barriers sometimes created by traditional desk/visitor locations and instead fosters a more collaborative scenario in which creativity and solutions based debate is achieved.

Our soft seating range is handmade in the UK incorporating quality features such as hardwood frames from eco sources, high density reflex foams, heavy-duty webbing suspension and high specification designer fabrics.

You can choose from a variety of no extra cost feet and leg profiles, and even add extras such as power and USB charging ports.





Wynne Sofa
Page 184



Wynne Armchair
Page 184



Altus
Page 185



Loomis
Page 186



Loomis Corner
Page 186



Roselle
Page 187



Napa
Page 188



Napa Swivel
Page 189



Napa Armchair
Page 189



Berlin
Page 189



Pella
Page 191



Neo
Page 192



Infinity
Page 193



Ottawa
Page 195



Crofton
Page 195

AGILLE SOFT SEATING

Wynne Sofa & Armchair



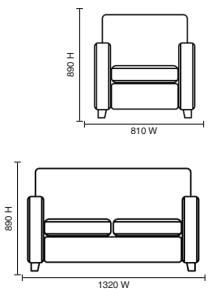
- Comfy high back seating with curved arms for support
- Reversible seat cushion has removable cover
- All seams double stitched for strength and neatness
- Hardwood frames from eco' sustainable forests



WYNNSATLNE1
Wynne Armchair in Ultima Atlantic Faux Leather



WYNNSCHINE1
Wynne Armchair in Ultima Chilli Faux Leather



WYNNWMOONE1
Wynne Sofa in Ultima Mocha Faux Leather

Bespoke upholstery:
See page 204 for fabric options

Feet Options



Power Module



Altus

GUARANTEE
5
YEARS

8
Hour Usage

- High sided privacy pod
- All seams double stitched for strength and style
- Hardwood frame from sustainable forests with resin bonded panels
- High density reflex foam on seats and backs



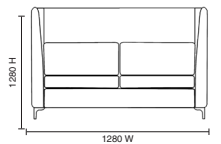
ALTUSPERCH1SCKT
Altus convo' booth in Era Period Fabric




ALTUSCYCCH1SCKT
Altus convo' booth in Era Cycle Fabric



ALTUSCRECH1SCKT
Altus convo' booth in Ultima Cream Faux Leather



 Bespoke upholstery:
See page 205 for fabric options

Feet Options

Black Plastic
BP1



Ebony Wood
EB1



Natural Wood
NE1



Tri Chrome
CH1



Matt Black
MB1



Power Module



Loomis



- Flexible push lock connective system
- Units can be chairs, sofas or multi-unit runs
- Plastic glides as standard
- Hardwood frames from eco' managed sources
- Deep high density reflex foams



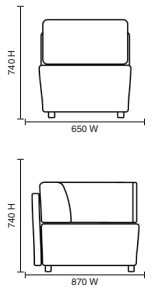
Loomis Multi-unit in Warwick Poppy Fabric




LOOMMEVEBP1
Loomis chair in Era Everlasting Fabric



LOOMCPERBP1
Loomis corner unit in Era Period Fabric



 Bespoke upholstery:
See page 205 for fabric options

Feet Options

Black Plastic
BP1



Ebony Wood
EB1



Natural Wood
NE1



Chrome
CH1



Power Module



Roselle

- Executive high back lounge style seating
- Supportive lumbar cushion
- Cushion covers removable for easy cleaning
- Double stitched seams for strength and neatness



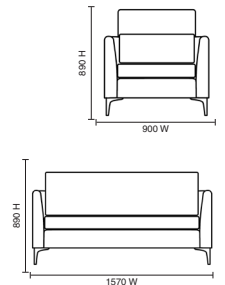
ROSEWPERCH1
Roselle Sofa in Era Perennial Fabric




NSS01489
Roselle Swivel Armchair in Cycle Fabric



ROSESCRECH1
Roselle Armchair in Ultima Cream Faux Leather



 Bespoke upholstery:
See page 205 for fabric options

Feet Options

Black Plastic
BP1



Ebony Wood
EB1



Natural Wood
NE1



Tri Chrome
CH1



Mat Black
MB1



Power Module



Napa

The Napa suite of seating features the highest quality English craftsmanship.

Skilled woodworkers fashion hardwood frames to create a base on which they place resin bonded panels, heavily elasticated webbing suspension and high-density foam overlays.

All upholstery features double stitching for strength and neatness.

There is a choice of stylish brushed aluminium, hard or light wood legs.

Napa comes as a single large chair unit, a generous double sofa or a swivel chair version.

Pictured here with a complimentary Berlin glass table.



Napa Slim Arms & Berlin Glass Table

GUARANTEE
5 YEARS
8 Hour Usage

- Compact sofa chair or sofa system
- Units have simple metal push-lock fasteners
- Choice of leg profiles
- Hardwood frames from sustainable eco' forests
- High density reflex foam seats and backs



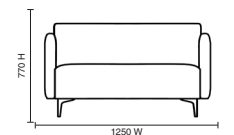
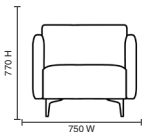
NAPBSCYCSW1
Napa Slim Arm Swivel Chair in Era Cycle Fabric



NAPBWPRICH1
Napa Slim Arm Sofa in Era Prime Fabric



FR000001
Berlin Glass Table with Chrome Legs



Bespoke upholstery:
See page 205 for fabric options

Feet Options

Black Plastic
BP1



Ebony Wood
EB1



Natural Wood
NE1



Tri Chrome
CH1



Matt Black
MB1

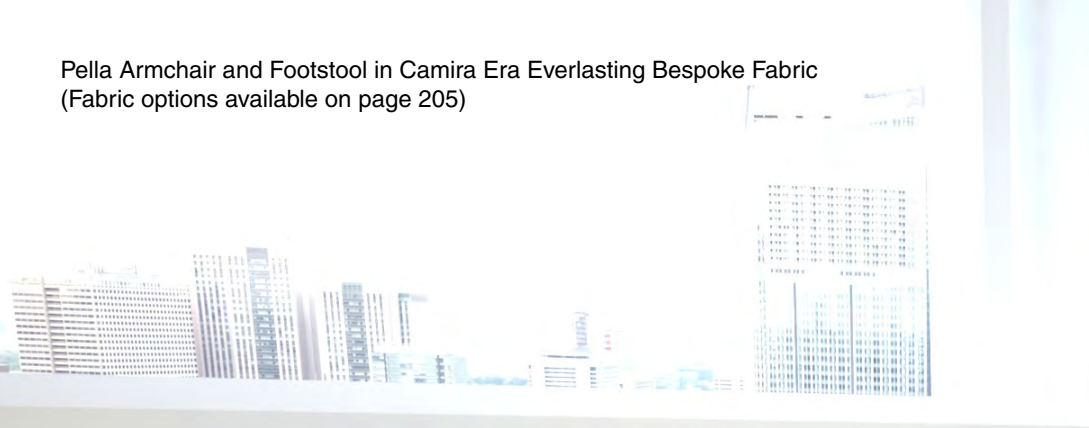


Power Module



Berlin Glass Table

Pella Armchair and Footstool in Camira Era Everlasting Bespoke Fabric
(Fabric options available on page 205)



Pella

- Double stitched seams for extra strength
- Hardwood frames from sustainable eco' source
- Fitted with acrylic glides as standard



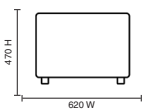
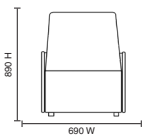
PORSSBLA & PELCWBLA
Pella Armchair & Pella Footstool in Flint Faux Leather



PELCWCYC
Pella Armchair in Era Cycle Fabric



PORSSCRE
Pella Footstool in Ultima Cream Faux Leather



Neo

- Black soft-touch leather & Black fabric
- Thick padded arms
- Curvature and cushioned seat and back comfort



BR000105
Neo Twin Tub in Black Leather




BR000099
Neo Single Tub in Black Fabric



BR000095 (Table) + BR000103 (Glass top)
Neo Table in Black Fabric with optional
Glass Table Top

Options
Glass Table Top



Infinity Black Leather

- Soft-touch black buttoned bonded leather
- Stylish silver leg and base sub frame
- Modular system for versatile shape building



Infinity Modular in Black Leather



BR000200
Infinity Seat in Black Leather



BR000198
Infinity Corner in Black Leather



BR000199
Infinity Cube Stool in Black Leather

Stock Fabric





Altus Sofa (p185)

Ottawa & Crofton

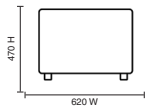
- Hardwood frame from sustainable forest source
- Multi purpose; works as a bench, stool, corner unit or table.
- Heavy duty elasticated webbing suspension
- Highly resilient reflex foam base




OTTASMARBP1
Ottawa Bench/Table in Warwick Marmalade Fabric



CROFSPERBP1
Crofton Stool/Table in Era Perennial Fabric



 Bespoke upholstery:
See page 204 for fabric options

Feet Options

Black Plastic
BP1



Ebony Wood
EB1



Natural Wood
NE1



WORKSPACE & ACCESSORIES

Creating the right office environment doesn't end with selecting a new chair or choosing another desk.

Your office presents you with a variety of demands; some are met by personalising a chair so that it gives you precisely the right performance or style required.

Some requirements are more focused around creating a pleasing space and can make a huge difference to the look and efficiency of your workspace.

Our selection of accessories and workspace solutions ensure your work environment stays just as you need; pleasurable, efficient and attractive.





Star Base
Page 198



High Rise Kit
Page 198



Seat Slide
Page 198



Eclipse Arms
Page 198



Air Pump Lumbar Support
Page 198



ISO Linking Clip
Page 198



Castors
Page 199



Coat Stands
Page 199

WORKSPACE & ACCESSORIES

Star Base & Gas Lifts



Black Nylon Base



Chrome Base



GASLIFT9
9" Black Gas Lift



GASLIFTCH9
9" Chrome Gas Lift

Name	Code
Gas Lift 7" Black	GASLIFT7
Gas Lift 7" Chrome	GASLIFTCH7
Gas Lift 8" Black	GASLIFT8
Gas Lift 9" Black	GASLIFT9
Gas Lift 9" Chrome	GASLIFTCH9
Gas Lift 11" Black	GASLIFT11
Gas Lift 15" Black	GASLIFT15
Memory Return Gas Lift	GASLIFT

Star Base

5 Star Chrome Base	CHROMEBASE
5 Star Nylon Base	NYLONBASE

Miscellaneous

Please call to enquire about accessory product compatibility.



KC0179
High Rise Kit Complete



AC000037
Seat Slide Mechanism



Air Pump Lumbar Support



ISO Linking Clip (Links a pair of any ISO stacking chairs together)
See pages 178-181 for ISO seating

Name	Code
High Rise Kit Complete	KC0179
Seat Slide	AC000037
Air Pump Lumbar Support	-
ISO Linking Clip	ISOCLIP

Arms Accessories



OP000164
Eclipse Plus Height Adjustable Arms
See pages 128-130 for Eclipse Plus seating



OP000163
Eclipse Plus Loop Arms
See pages 128-130 for Eclipse Plus seating

Name	Code
Eclipse Plus Height Adjustable Arms	OP000164
Eclipse Plus Padded Height Adjustable Arms	AC000043
Eclipse Plus Loop Arms	OP000163
Jackson Height Adjustable Arms	AC000038

Castors & Glides

- Twin Castors: Our standard castor set
- Brake Loaded: Only operates when the user is sitting
- Brake Unloaded: Only operates when the user is not sitting
- Soft Wheel: Soft tyres that work better on hard wood floors & vinyl
- Glides: Rubber or plastic feet that provide a protective base



BRAKELOADEDCASTORS
Set of castors. Available in different varieties as a set of five



GLIDASET
Set of 5 Glides

Coat Stands

Keep coats and jackets tidy with these stylish coat stands.



SS0001
Classic Silver Coat Stand



SS0002
Executive Coat Stand



SS0003
City Coat Stand



SS0004
Revolving Coat Stand

Name	Code	Width	Depth	Height
Classic Silver Coat Stand	SS0001	380	380	1870
Executive Coat Stand	SS0002	380	380	1840
City Coat Stand	SS0003	380	380	1780
Revolving Coat Stand	SS0004	380	380	1890
Space Saver 5 Hook Coat Rail	SS0005	200	620	90



SS0005
Space Saver 5 Hook Coat Rail

Name	Code
Castors Brake Loaded (Set of 5)	BRAKELOADEDCASTORS
Castors Brake Unloaded (Set of 5)	BRAKEUNLOADEDCASTORS
Twin Wheel Castors (Set of 5)	STANDARDCASTORS
Castors Soft Wheel (Set of 5)	SOFTWHEELCASTORS
Set of Glides	GLIDASET

BESPOKE UPHOLSTERY SERVICE



BERGAMOT CHERRY

GINSENG CHILLI

TABASCO ORANGE

MYRRH GREEN

MARINGA TEAL

TANSY PURPLE

STEVIA BLUE


SENNA YELLOW

VIBRANT TEXTILES & Fast Track Fabrics

Our upholstery studio utilises the skills of machinists and upholsterers to create exciting bespoke covered versions of the outstanding seating and screen products we produce.

It gives you access to hundreds of different shades, weaves and fabric types. Many people now specify non-standard fabric options to reflect company branding, denote different work areas within an organisation or just out of a personal preference to express themselves and upgrade.

Our fabric options are available for a quick turnaround and elevate our products to an even higher status with a more distinctive look and feel.

Any product that includes the bespoke fabric swatch icon  denotes a product that can be upholstered in a variety of materials and colours.

Bespoke images pictured have been upholstered using BAND 1 Fast Track Fabric or have been digitally edited to illustrate a likeness, images are not a 100% true representation and batch colour variations will occur, physical fabric samples are available upon request.



Our skilled in-house machinists have many years of upholstery experience which enable them to create exceptional work.



Attention to detail gives our upholstery work a distinctive high-quality appeal.

MATERIAL NAME	B1	B2	B3	B4	B5	B6	WOOL PERCENTAGE	BS 7176 Medium Hazard
Citadel	•						100% FR Polypropylene	
Era	•						100% Polyester	
Phoenix	•						100% Polyester	
Rivet	•						100% Repreve® Recycled Polyester	
Advantage		•					60% Polypropylene, 30% Wool, 10% Viscose	
Canopy		•					100% Polyester	
Château		•					100% FR Polypropylene	
Figaro		•					85% Polyvinyl Chloride, 13% Cotton, 2% Polyurethane	Yes
Gravity		•					100% Polyester	
Manhattan		•					100% Recycled Polyester	
Sprint		•					100% Polyester	
Urban		•					100% Recycled FR Polyester	Yes
Velocity		•					100% Polyester	
Vita		•					Surface: 98.5% PVC, 1.5% PU Substrate: 50% Polyester, 50% Cotton	Yes
X2		•					100% Recycled FR Polyester	Yes
Xtreme		•					100% Recycled FR Polyester	Yes
Aspect			•				75% Trevira CS® FR Polyester, 25% Polyester	Yes
Halcyon Linden			•				100% Polyester with TriOnyx backcoat	Yes
Honeycomb			•				100% Recycled Polyester	
Main Line Flax			•				70% Virgin Wool, 30% Flax	Yes
Main Line Plus			•				67% Wool, 20% FR Viscose, 13% Viscose	Yes
Marvel			•				Surface: 100% Polyurethane Substrate: 65% Polyester, 35% Cotton	Yes
Patina			•				69% Wool, 22% Flax, 8% Polyamide, 1% Viscose	Yes
Xtreme CS			•				100% Trevira CS® FR Polyester	
24/7 Flax				•			50% Polyamide, 30% Wool, 20% Flax	Yes
24/7+				•			50% Polyamide, 33% Wool, 10% FR Viscose, 7% Viscose	Yes
Halcyon Aspen				•			100% Polyester with TriOnyx backcoat	Yes
Halcyon Blossom				•			100% Polyester with TriOnyx backcoat	Yes
Halcyon Cedar				•			100% Polyester with TriOnyx backcoat	Yes
Halcyon Poplar				•			100% Polyester with TriOnyx backcoat	Yes
Hemp				•			60% Virgin Wool, 40% True Hemp	Yes
Hi-Tech				•			60% Polypropylene, 29% Wool, 10% Viscose, 1% Carbon Fibre	
Intervene Plain				•			100% Recycled Polyester with TriOnyx backcoat	Yes
Intervene Texture				•			100% Recycled Polyester with TriOnyx backcoat	Yes
Landscape Balance				•			95% Virgin Wool, 5% Polyamide	Yes +FR
Landscape Contact				•			95% Virgin Wool, 5% Polyamide	Yes +FR
Landscape Synergy				•			95% Virgin Wool, 5% Polyamide	Yes +FR
Synergy				•			95% Virgin Wool, 5% Polyamide	Yes +FR
Aquarius					•		100% Virgin Wool	Yes +FR
Blazer					•		100% Virgin Wool	Yes +FR
Hebden					•		60% Virgin Wool, 40% True Hemp	Yes
Main Line Flax Stripe					•		70% Virgin Wool, 30% Flax	Yes
Oxygen					•		90% Virgin Wool, 10% Polyamide	Yes +FR
Silk					•		67% Wool, 22% Flax, 11% Silk	Yes
Track					•		100% Trevira CS® FR Polyester	Yes
Trail					•		100% Trevira CS® FR Polyester	Yes
Acrobat						•	100% High Tenacity Polyester	
Century						•	77% Wool, 13% Recycled Jute, 10% Polyamide	Yes
Code						•	85% Virgin Wool, 15% Polyamide	Yes +FR
Craggan						•	100% Virgin Wool	Yes
Craggan Flax						•	85% Virgin Wool, 10% Flax, 5% Polyamide	
Individuo						•	95% Virgin Wool, 5% Polyamide	Yes +FR
Stripes						•	95% Virgin Wool, 5% Polyamide	Yes

Camira Range Fabric Guide

Fabric:

Our primary partner is Camira Fabrics who are one of the world's leading manufacturers of fabrics for commercial interiors market from their base in Yorkshire, England. They make more than eight million metres of fabric a year and are registered to ISO 9001 and 14001 standards.

The popular Fast Track textiles selection features eight of Camira's best-selling options from the Phoenix and Xtreme ranges. Phoenix (prefixed YP) is a heavy-duty, 100% polyester material with 10 years guarantee and rated to up to 100,000 Martindale rub testing. It has EN1221 Cigarette and Match flammability rating and BS 7176 low hazard rating.

Fabric name	Camira name/code
Bergamot Cherry	Belize YP105
Ginseng Chilli	Guyana YP051
Tabasco Orange	Tortuga YS168
Myrrh Green	Madura YS156
Maringa Teal	Montserrat YP011
Tansy Purple	Tarot YP084
Stevia Blue	Scuba YP082
Senna Yellow	Solano YP110

Xtreme (prefixed YS) is a 100% recycled flame retardant polyester fabric. It is guaranteed for 10 years and certified to 100,000 Martindale rub cycles. It is rated to EN 1021 – 1 Cigarette, EN 1021 – 2 Match and BS 5852 Ignition Source 5.

Our new Agile Office range of soft seating (separate brochure) features Camira's best-selling Era range of subtle, two-tone baby herringbone weave as an entry-level option. The fabrics are highly rated with a 10-year guarantee certified to 100,000 Martindale rub cycles. It is rated to EN 1021 – 1 Cigarette, EN 1021 – 2 Match and BS 7176 Low Hazard flammability.

We can upholster in any other Camira fabric including sumptuous 100% virgin wool weaves such as Craggan and Blazer, earth naturals such as Nettle Nomad and designer favourites like Contact and Synergy.

You can view them all online:

www.camirafabrics.com/fabrics-and-samples

Camira Fabric Samples

Fast Track



YP105 BERGAMOT
CHERRY




YP051 GINSENG
CHILLI



YP011 MARINGA
TEAL



YS168 TABASCO
ORANGE



YP084 TANSY
PURPLE



YP082 STEVIA
BLUE




YP110 SENNA
YELLOW



YS156 MYRRH
GREEN

Xtreme



YS169 ANGUILLA



YS024 CAYMAN




YS047 WINDJAMMER



YS105 BELIZE



YS030 TOBAGO



YS009 HAVANA



YS082 SCUBA



YS081 BLIZZARD



YS077 APPLEDORE




YS168 TORTUGA



YS101 DIABLO

X2



AK007 MATHS



AK006 VALUE




AK005 ALGEBRA



AK015 DIVIDE




AK013 SUBTRACT




AK018 ARITHMETIC



AK008 CALCULUS




AK010 METRIC



AK001 RATIO



AK014 MULTIPLY




AK011 MEDIAN




AK017 FORMULA

Blazer



CUZ1W NEWCASTLE



CUZ1R PLYMOUTH



CUZ1L NEWPORT




CUZ39 GOLDSMITH



CUZ32 BANBRIDGE




CUZ30 SILCOATES



CUZ62 GLENALMOND



CUZ02 ASTON




CUZ1K CAMPHILL



CUZ63 HANDCROSS



CUZ1X ST MARTIN



CUZ28 SILVERDALE

Rivet




EGL09 MOLTEN




EGL15 FERROUS



EGL03 WIRE



EGL34 HEMLOCK



EGL14 COPPER




EGL10 SPARK



EGL05 ALLOY




EGL31 OLIVE



EGL23 QUENCH



EGL16 PRIME



EGL08 FUSE




EGL27 HAMMER



EGL01 VITREOUS



EGL24 CRUCIBLE



EGL48 DEEP SEA



EGL37 CHARCOAL

Macflex Range Fabric Guide

Our first line vinyl supplier is the family-run Macflex international. We stock a large range of their contract vinyls and can access others immediately. Vinyls covering educational, commercial, leisure, public seating and hospitality. There are also specialist wipe-clean vinyls for industrial and heavy-duty use, fabrics for healthcare and similar areas that feature an antibacterial/anti-fungal treatment.

You can view the ranges and certifications at www.macflex.com/contract-upholstery

MATERIAL NAME	B1	B2	B3	B4	B5	B6	COMPOSITION	RATING
Alvor	•						PVC 90% Cotton 5% Polyester 5%	CRIB 5
Oporto	•						90% PVC 10% Polycotton	BS 5820 0 + 1
Tavira	•						Not Specified	BS 5852 0 + 1
Delta		•					83% PVC 17% CO/PES	CRIB 5 SANIPROOFED
Estoril		•					PVC 83% PU 2% Viscose 5% PES 10%	CRIB 5 SANIPROOFED
Garbe		•					88% PVC 12% poly/cotton	CRIB 5 SANIPROOFED, UV STABLE
Portus		•					90% PVC 10% polycotton	CRIB 5 SANIPROOFED, UV STABLE
Savanna		•					90% PVC 10% polycotton	CRIB 5 SANIPROOFED
Sintra		•					90% PVC 10% polyester	CRIB 5 SANIPROOFED
Ostrich			•				1.5% PU, 70.5% PVC 2% Polyester, 26% Cotton	CRIB 5 SANIPROOFED

Macflex Fabric Samples



Agile Soft Seating Fabric Guide

Era

A stylish, clean-cut fabric family from the international Yorkshire mill, Camira. It is highly specified in achieving outstanding resistance to rub tests and is extensively used in domestic and contract applications.

Ultima

A cornerstone of the prestigious Christina Marrone design house these faux leather finishes have exceptional soft-touch appeal and the high wear factors of a high quality product. They are easy to wipe clean (avoiding any chemicals or soap) and have a 30% cotton content for a natural feel.

Dolly


A richly textured, deceptively hard-wearing fabric suite with the look and feel of wool. Treated with a super stain guard finish that helps protect against stains & spills.

For free samples:

www.camirafabrics.com/fabrics-and-samples/era

www.warwick.co.uk/qualities/dolly


Band 1 - Camira Era



Band 2 - Cristina Marrone Ultima



Band 3 - Warwick Dolly





Desk: Height Adjustable Desk (p44)
Chair: Sitall Stool (p107)

WHAT WE OFFER

WE HAVE WHAT YOU WANT

Availability excellence is our mission. Several big Midlands based warehouses and production facilities hold millions of pounds worth of products and components ready for rapid despatch to valued customers throughout the UK and Europe.



EXPRESS DELIVERY

Our dedicated fleet of vehicles and strong relations with key specialist logistic partners, means we achieve express delivery.

We continually monitor, review & manage all aspects of our delivery mechanism which helps us to ensure we are providing the very best service.



PRE-BUILD SERVICE

Not everyone wants to build a chair when delivered, no matter how easy.

Our 'Good2Go' Pre-build service means you will receive a chair that has been hand-built at our factory, quality checked and signed off ready for you to use straight away.



LET US TAKE THE STRAIN

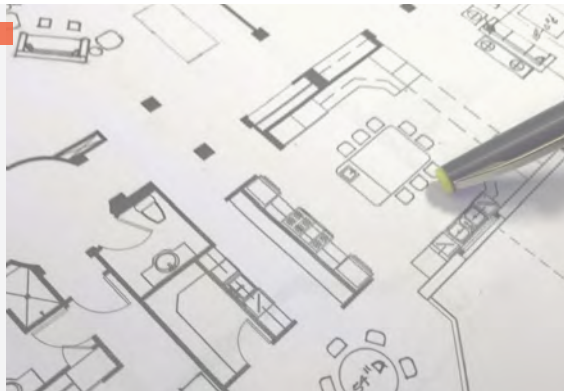
From a single desk to a full office fit-out, our highly experienced delivery & installation teams deliver to any floor (subject to access), unpack, assemble and put in place; they even take away the packaging.

A turnkey service to take care of everything for you.

PLANNING YOUR SPACE

If you are looking to create a larger new office space with multiple workstations let us help you with our planning service.

It will ensure you make the most efficient use of your valuable space and create a pleasant environment.



TRY BEFORE YOU BUY

Don't risk making a mistake when investing in an excellent quality chair.

Test drive it first with our 'Sample Service'. You can have the product for up to a week to ensure it "fits" you and your requirements.



GUARANTEED TO HELP

All our products carry a full guarantee, backed by our UK based company, covering up to 5 years.

Our confidence in the quality we achieve safeguards your investment in these exceptional office interior creations.

Our products meet or exceed all standard UK and European legislation.



OUR WEBSITE

You can learn more about these products, their features and benefits as well as look at specification sheets, exciting videos and extra image content by going to the web site of our manufacturing partner at:

www.dynamicos.co.uk

Email: info@officefox.co.uk
Call: 01279 262169
Visit: www.officefox.co.uk



Always evolving: Our products are always being improved and further developed and for that reason some of the products that you see in this publication may slightly differ from the finished product specification. Please refer to our website for the latest imagery and specifications.

This publication does not form part of a contract. This is one of continuous product developments and we reserve the right to alter specification and prices without prior notice. The company takes no responsibility for any errors or omissions that may occur in the publication.