



EOL

**designs and manufactures
office furniture to help clients create
unique destination workplaces**

Our furniture ranges are inspired by French design and are functional, creative and long-lasting. Most items are available from stock, and we also offer a made-to-order service for custom solutions.



EOL'S EXPERTISE SPANS THREE KEY AREAS

Design and manufacturing

Whether it's wood, metal or textiles, our teams are experts in their craft

Consulting services

Our architects and designers will work with you to create the workspace you have in mind

Logistics and delivery

Our logistics network provides an end-to-end service by stocking, delivering and installing your furniture



+ 250
employees



2 sites
manufacturing
our furniture
in France



+ 7
countries where we
can ship from stock
(FR, BENELUX, UK, IRL & CH)



20,000 m²
of warehouse space
to stock finished
products

Meaningful steps towards sustainable development

In 2017, we placed climate action and environmental protection at the heart of our corporate strategy by defining 30 actions to help us be more eco-responsible.

In 2022, we mapped this strategy against the United Nations' Sustainable Development Goals (SDGs) and established action plans for each goal for all EOL teams and partners.

Based on an environmental impact assessment of our activities, we have selected 9 priority areas to focus on between now and 2025.



Sustainable development

Our 9 key focus areas



GOOD HEALTH AND WELLBEING

- › Reduce the number and the severity of workplace accidents
- › Use Personal Protection Equipment (PPE)
- › Improve working conditions (by investing in machinery for our plant in Eu, northern France)
- › Do not use solvents or CMR substances
- › Comply with the EU REACH regulation for chemical substances
- › Use OEKO-TEX fabrics and fillings (quality label for textiles)
- › Introduce a work-from-home policy for support teams



AFFORDABLE AND CLEAN ENERGY

- › Decrease energy consumption (gas and electricity)
- › Install new LED lighting in our workshops
- › Use energy-efficient electrical machinery
- › Capture waste heat from woodworking processes to use for heating
- › Invest in more efficient machinery
- › Adapt processes to reduce energy consumption
- › Turn thermostats down
- › Install sensors and timers for lighting
- › Optimise the temperature of the curing oven



RESPONSIBLE CONSUMPTION AND PRODUCTION

- › Reduce the amount of raw materials we use and discard (wood, metal, textiles)
- › Use recyclable and recycled materials
- › Seek out alternative materials that are more eco-friendly
- › Cut back on packaging, and use recyclable packaging
- › Re-use primary and secondary packaging (pallets, metal cages, corner protectors, chair packaging boxes, etc.) multiple times
- › Increase interchangeability of components



DECENT WORK AND ECONOMIC GROWTH

- › Reduce workplace accidents and injuries
- › Source services and supplies from the sheltered/supported employment sector
- › Employ people from local communities
- › Employ workers with disabilities



GENDER EQUALITY

- › Address the gender balance of support teams
- › Define objective pay scales based on levels of responsibility



CLEAN WATER AND SANITATION

- › Reduce water consumption (degreasing machine)
- › Comply with regulations on waste discharge
- › Use surface treatment equipment fitted with a reverse-cascade rinse system



CLIMATE ACTION

- › Use transport providers who adhere to the "Objectif CO2" charter
- › Optimise lorry fill rates
- › Reduce print runs for printed catalogues and move towards using digital materials



LIFE ON LAND

- › Use PEFC-certified wood (to promote biodiversity and combat deforestation)
- › Ensure zero pollution (land, water, air), in compliance with applicable legislation



PARTNERSHIPS FOR THE GOALS

- › Make charitable donations
- › Actively seek out sources of recycled components



Our commitments

Our strategy, our day-to-day choices and actions, and our products and services are underpinned by strong values that reflect our ultimate goals:

Promote the wellbeing
of employees

Guarantee the quality
and safety of our products

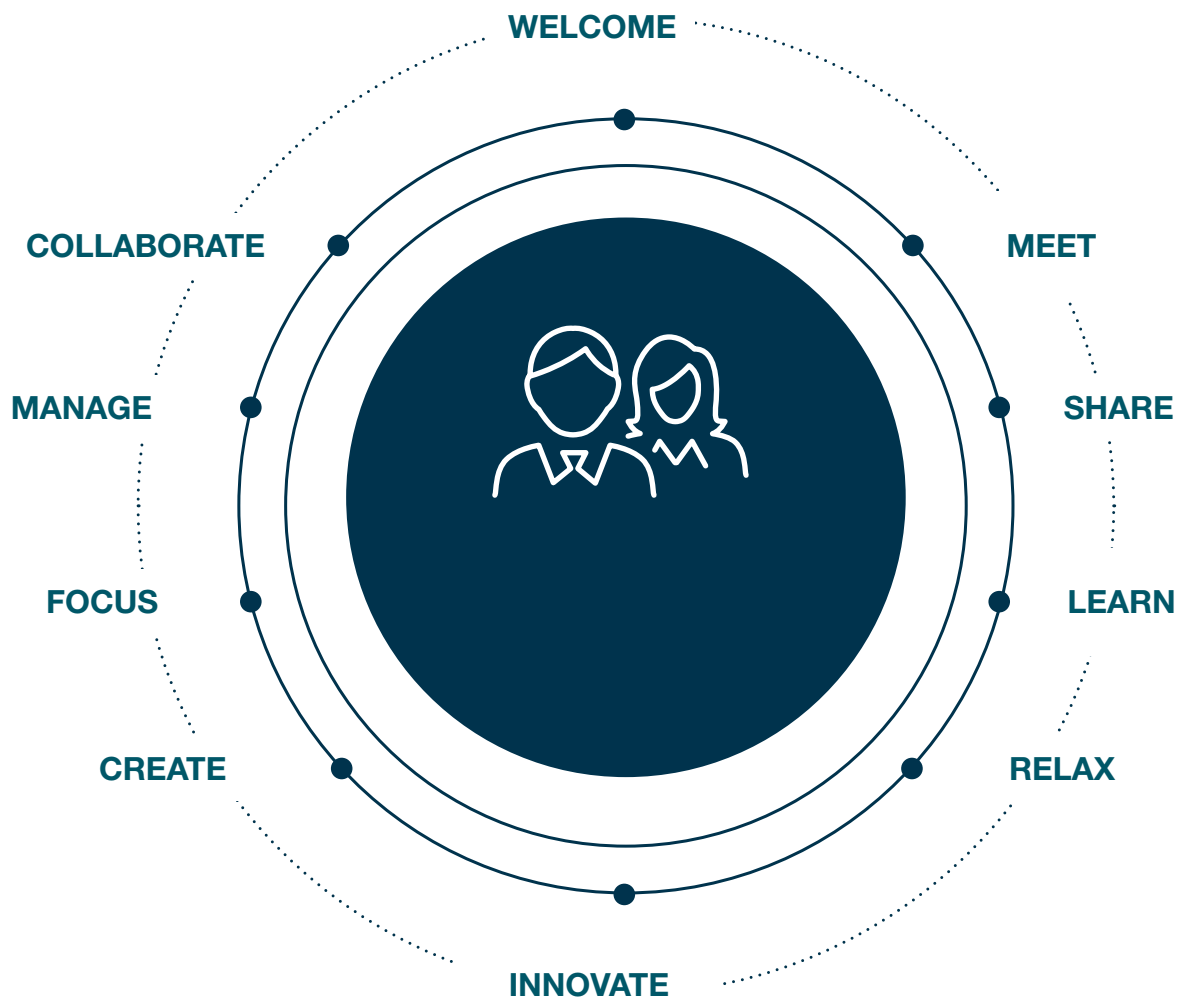
Put innovation
at the heart of all we do

Have a positive impact
on the world around us

OUR APPROACH

A SOLUTION FOR EVERY OFFICE ACTIVITY

All our products are designed and developed with users in mind



Our services

Global solutions for unique projects

More than ever before, companies are recognising that good workplace design equates to more effective management and better performance. EOL has been advising on office fit-outs and refurbishments for over 30 years, so is ideally placed to help you make your project a reality.



WE LISTEN

TO YOUR REQUIREMENTS

Definition of project scope
Determination of your needs and constraints

.....



WE ANALYSE

POSSIBLE SOLUTIONS

Identification of solutions that match your needs and budget

.....



WE MANUFACTURE

AT OUR PLANTS IN FRANCE

Expert processing of wood, metal and textiles (2 sites, in Burgundy and Normandy)
Manufacturing of standard furniture or custom pieces for large-scale projects

.....



WE STOCK

ITEMS FOR FAST SHIPPING

Ship-from-stock availability for our most popular products and finishes
Real-time product availability tracking (EOL.net)

.....



WE SEEK INSPIRATION IN CURRENT TRENDS

Observation and analysis of current design trends, societal changes and new technologies

Consideration of your corporate image, style preferences, and work environment

.....



WE CREATE PLANS AND LAYOUTS

Zoning and planning, incorporating circulation routes and areas for different activities

Creation of 2D and 3D plans to help you visualise our ideas and make informed choices

.....



WE DELIVER & INSTALL ACCORDING TO YOUR NEEDS

Full range of furniture removal, delivery and installation services

12 regional logistics hubs, and teams of professional installers

.....



WE GUARANTEE QUALITY AND OFFER ONGOING SUPPORT

Warranties and certificates for added peace of mind

Ongoing after-sales support for furniture and equipment following installation

.....

2022–2023 trends

Our style recommendations

Our design studio has come up with 8 on-trend colour schemes to help you create a unique, stylish workspace. Each scheme incorporates materials and finishes from our general shade card.



MA

DF

DH

Minimalist

Simple
Understated
Calming



MG

RI

B2

Green working

Natural
Eco-friendly
Refreshing



B3

N5

M9

New classic

Traditional
Sophisticated
Subtle



DI

DJ

DZ

Ocr'attitude

Earthy
Natural
Warm

A closer look at Black velvet MK



Highly resistant,
velvety finish



Matt effect
for a refined
look



Available on
selected office
and meeting room
furniture



All in black

Distinctive
Bold
Elegant

MK

LE

ZP



Neorustic

Less but better
Black & wood
Raw materials

R3

B5

SG



Oxygen

Fresh
Rejuvenating
Relaxing

N6

DF

A9



Cocoon

Uncluttered
Soothing
Organic

N5

ZC

BM

Hybrid workspaces: new ways of working

A new era for the world of work

Across Europe, 4 out of 5* large companies have switched to hybrid working, giving rise to new challenges for workspace designers.

WHAT IS HYBRID WORKING?

Hybrid working is a flexible arrangement where employees split their time between working in the office and working remotely (from home or another location).



CREATE QUIET ZONES

Install CHATBOX acoustic pods instead of conventional meeting rooms.

They optimise floorspace and provide quiet havens in the midst of busy open-plan offices, making them perfect for phone calls, private meetings, and focused work.

› CHATBOX p. 184



FACILITATE HOT-DESKING

Opt for self-regulating office chairs and practical table-top power docks so that employees can sit down and start work with minimal fuss.

› Office chairs: ELIOTT p. 116 - OSCAR p. 220
› New power management solutions p. 278



* JLL – “The Regenerative Workplace” – a global survey of over 3,300 office workers

WHAT DOES THIS MEAN FOR WORKSPACES?

› Workspaces must be more collaborative

Basic lounge areas are not enough. Offices need welcoming, inspiring spaces where people enjoy spending time. Spaces like this foster collaboration, creativity and team spirit.

› Workspaces must be more regenerative*

This goes beyond wellbeing to encompass all aspects of the physical and mental health of employees. Regenerative workspaces refresh and energise employees, which in turn boosts performance.

› Workspaces must be more flexible

Modern workspaces should incorporate dynamic spaces that accommodate a variety of activities and optimise floorspace without compromising on employee comfort or wellbeing.



CULTIVATE TEAM SPIRIT

Create a lounge area where teams can get together and share ideas in an informal setting.

And why not include a PING table so employees can enjoy a quick game of table tennis between meetings – ideal for getting the mind and body moving!

Areas like these are essential when it comes to cultivating wellbeing and team spirit.

› MARGOT p. 28

› PING p. 178



MAKE SPACES FLEXIBLE

Create agile spaces for project teams by choosing mobile furniture that can quickly be rearranged for different activities.

When the flexi-space isn't booked for a particular team, other employees can use it as required.

› ARIAL mobile furniture p. 168

› MARTIN multimedia unit p. 180

› SOLANGE partition screens p. 116

Delivery options tailored to your requirements

FROM STOCK OR A CUSTOM ORDER? WE HAVE SOLUTIONS TO SUIT YOUR NEEDS

Every office fit-out or refurbishment is different,
so we offer multiple solutions and delivery options.

Delivery times are dependent on the selected products and finishes.

PRODUCTS AVAILABLE FROM STOCK

Many of our products and finishes are available from stock

DELIVERY TIME:
10 DAYS

PRODUCTS AVAILABLE ON REQUEST

Other products and finishes are available on request

DELIVERY TIME:
4-6 WEEKS

CUSTOM ORDERS

We can also customise furniture (shades, dimensions, etc.) to suit specific requirements

DELIVERY TIME:
6-8 WEEKS

A GUIDE TO OUR PICTOGRAMS



Made in France



Made in the EU



Self-assembly office chair



Part-assembled office chair
(seat and backrest are pre-assembled ready for mounting onto the gas-lift base and castors; armrests are ordered and supplied separately)



Number of chairs that can be stacked



Number of chairs that can be stacked on a trolley

A printed catalogue linked to online resources for greater convenience

BROWSE OUR PRODUCTS ON- OR OFFLINE

Seek inspiration in our catalogue, and simply scan the QR codes to find out more about particular products.

Our online resources include image files, product data sheets, shade cards, and more.

- 1 -

Browse

the catalogue and choose your favourite products

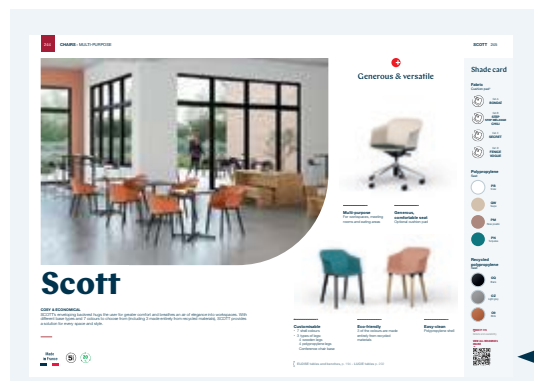


- 2 -

Scan

the QR codes

VIEW ALL RESOURCES



- 3 -

Consult

the product data sheets and other online resources



Additional fabric finishes (in Cat. A, B, C or D) available on request - see shade card on p. 282



See Power Management pages for details



Antibacterial surface. Guaranteed on all melamine worktops except MK Black velvet finish.



28% Percentage made from recycled materials



Furniture suitable for wheelchair users (DDA-compliant)

Table of contents

Lounge & Reception areas 18

Modular seats	22
Lounge seats	28
Low tables	40
Reception counters	42
Bench units	54

Workspaces 56

Executive desks	58
------------------------	----

Shared desks & Partitioning	80
--	----

Home office	82
-------------	----

Why choose a sit-stand desk?	84
------------------------------	----

Sit-stand desks	86
-----------------	----

Fixed-height desks	96
--------------------	----

Desktop & free-standing screens	116
---------------------------------	-----

Storage	124
----------------	-----

Easy-reach storage units	126
--------------------------	-----

Standard and tower pedestals	128
------------------------------	-----

Lockers	136
---------	-----

Cupboards	140
-----------	-----

Filing cabinets	149
-----------------	-----

Shelving	150
----------	-----

Lockers	152
---------	-----

Meeting 154

Meeting tables	158
----------------	-----

Mobile multimedia wall	180
------------------------	-----

Acoustic pods	184
---------------	-----

Multi-purpose tables	188
----------------------	-----

Restaurant tables	198
-------------------	-----

Seats

204

Office chairs

206

How to adjust your office chair

208

Executive chairs

210

Ergonomic chairs

214

Operator chairs

222

Technical chairs

224

Chairs

228

Visitor chairs

230

Multi-purpose chairs

236

Restaurant chairs

250

Accessories & Electrical solutions

262

Accessories

264

Lighting

266

Decorative plants

268

Recycling bins

270

Coat stands

272

Meeting accessories

273

Office accessories

273

Flatscreen monitor arms

274

Multimedia stands

277

Electrical solutions

278

Power management

278

Cable management & modesty panel

279

Shade card

282





Lounge & Reception areas





Lounge & reception



Zelie

- LOUNGE
- MEETING
- BRAINSTORMING

Page 22 ›

.....



Margot

- LOUNGE
- MEETING

Page 28 ›

.....



Bip

- LOUNGE

Page 34 ›

.....



Low tables

- RECEPTION
- LOUNGE

Page 40 ›

.....



Guest

- RECEPTION

Page 42 ›

.....



Greta

- RECEPTION

Page 48 ›

.....



Galway

LOUNGE

Page 38 ›

.....



Chest

LOUNGE

Page 39 ›

.....



Evasion

RECEPTION

Page 54 ›

.....



Rosalie

RECEPTION

Page 55 ›

.....



Sosi

RECEPTION

Page 55 ›

.....



Zelie

MIX-AND-MATCH SHAPES AND COLOURS

The geometric lines of the ZELIE range will put a contemporary stamp on any workspace.

Made
in France





The ZELIE seats come in multiple shapes (corner, square, rectangle), with or without wheels, so there are plenty of ways of creating a workspace that's both comfortable and unique.





Fun & modular



Mix and match

Seats for 1, 2 or 3 people, with or without a backrest

Static and mobile versions

Foot stool & seat

Writing shelf

Easy to move around as required

Connectivity solutions

Optional power sockets and USB ports are available for the link modules

Zooms



Link module

With built-in connectivity (1 power socket + 2 USB-A ports)



Mobile seat

With 2 rear wheels



Linking system

Retractable



Configure ZELIE

Configuration ideas



Meet

The writing shelf provides a handy work surface and is easy to move around



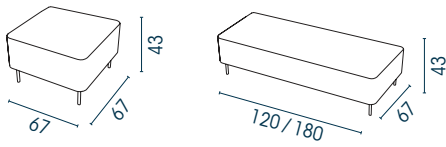
Brainstorm

The mobile versions are perfect for impromptu brainstorming sessions

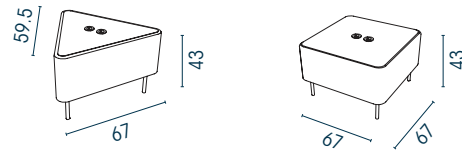


Overview

Seats without backrests

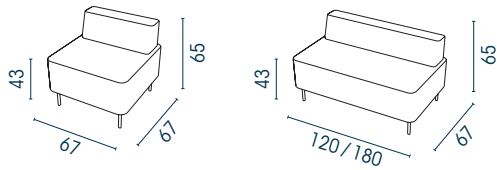


Link modules

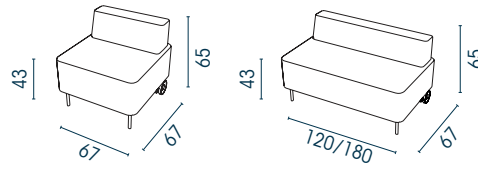


Seats with backrests

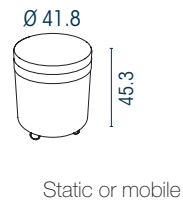
Static



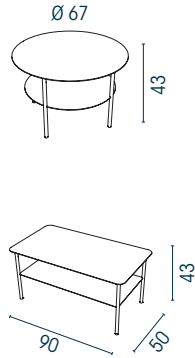
Mobile



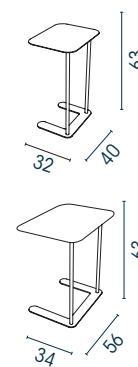
Foot stools



Low tables



Writing shelves



Shade card

Fabric

Seat and backrest



Cat. B
STEP
STEP MÉLANGE
CHILI



Cat. C
SECRET



Cat. D
FENICE
VOGUE

Metal

Legs, tables



SO



SG



ZO
Textured



SC



Welcome

S-shaped layout

Get creative with the corner modules

Island arrangement

Add corner modules with built-in sockets so visitors can stay connected while they wait

PRICE P. 6

Details and availability

VIEW ALL RESOURCES ONLINE





Margot

FRENCH-STYLE CHIC

The refined MARGOT range is perfect for any reception area. The distinctive shapes, soft, plush seats and elegantly styled legs work together to create an aesthetically pleasing look.

Made
in France





The range is stylish and functional at the same time. MARGOT seats are available with built-in power sockets and USB ports, making them ideal for casual working areas as well as for lounges and receptions.



◀
Connection points
On the left and right side



◀
Legs
Wood or metal



◀
Rotatable writing shelf
Melamine or linoleum worktop



Modern & distinctive



Multi-purpose

Thanks to the range of options (high back versions, partition screens), these seats suit a variety of settings, including quiet work zones, reception areas and lounges, and informal meeting spaces for 2 to 4 people



Connectivity solutions

The chairs and worktops are available with built-in power sockets and USB-A ports



Elegant finishes

Piping highlights the outline of the furniture



Configure MARGOT

Configuration ideas



Relax

Low-backed chairs

Ideal for creating a cosy corner in a managerial office, reception or lounge area



Welcome

High back chairs

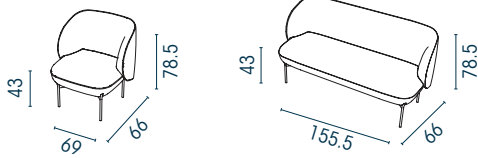
A great way of breaking up open spaces or passageways



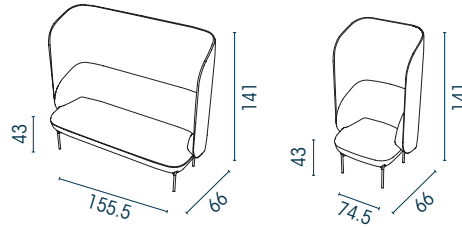
Overview

Armchairs & sofas

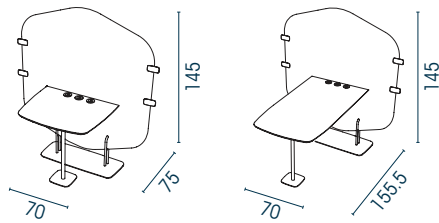
Low back



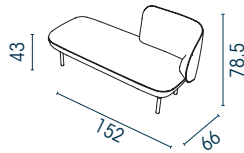
High back



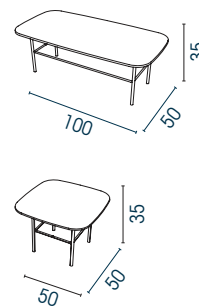
Partition screens with table



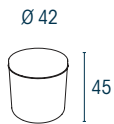
Méridienne sofa



Tables

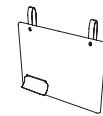


Foot stool



Accessories

Whiteboard



Fabric headrest or cushion



Rotatable writing shelf



Connectivity kit



Shade card



Fabric

Seat and backrest



Metal

Legs, tables



Metal / Wood

Seat legs



Linoleum

Worktops (thk 20.6 mm)



Concentrate

Silent study chair

For focused work or private phone calls



Meet

Create a meeting space for

2 to 4 people within an open space

PRICE P. 7

Details and availability

VIEW ALL RESOURCES ONLINE





Bip

COCOON-LIKE SEATS FOR ULTIMATE COMFORT

The BIP range combines contemporary styling with soft, curved lines to create a cocoon-like seat.





BIP easy chairs come with a choice of legs, including fixed and rotating models. They are a great choice for any lounge, reception area or meeting room.



Shade card (range specific)

EVO fabric Cat. A



TS

Black

TH

Mouse grey

VALENCIA faux leather Cat. C



F1

Pearl grey

F2

Grey

F3

Black

F4

Navy blue

F5

Corn yellow

F6

Olive green

F7

Terra cotta

F8

Garnet

F9

Beige

STEP fabric Cat. B



A1

Bamboo

A2

Beige

A3

Navy blue

A4

Petroleum blue

A5

Mustard yellow

A6

Black

A9

English green

E4

Aqua

E5

Light grey

E6

Brick red



Comfortable & commodious



Choice of base for different uses

Conference chair base,
4 legs, rotating base,
height-adjustable base

Chairs to suit different areas

Receptions, lounges,
meeting rooms

Curved lines and generous shapes

for optimum comfort

Contrasting topstitching

for a unique style

Mobile version

Choice of hard-floor
or soft-floor
castors

SYNERGIE Fabric Cat. C



Q1
Mottled light
beige



Q2
Mottled
brown



Q3
Mottled
smoke grey



Q4
Mottled graphite
grey



Q6
Mottled coral



Q7
Mottled salmon



G1
Mottled dark blue

Leather Cat. E



G2
Mottled cocoa



G3
Dark celadon



G4
Aqua



YB
Black



Y1
Taupe

PRICE P. 10
Details and availability
VIEW ALL RESOURCES
ONLINE





GALWAY



A timeless classic
with clean lines



Firm seat



Fire-resistant
(foam padding
& Mirage fabric)

Shade card (range specific)

Inca faux leather, Cat. A



EG
Black



EH
Light grey



EI
Sand



EJ
Beige



EK
Dark green



EL
Deep blue



EM
Burgundy



EN
Pumpkin

Mirage fire-resistant fabric, Cat. B



WA
Black



WB
Dark grey



WD
Light grey



WE
Beige



WF
Light green



WG
Navy blue



WH
Plum



WI
Orange

LEATHER Cat. E



YB
Black



PRICE P. 11

Details and availability

**VIEW ALL RESOURCES
ONLINE**





CHEST



Soft, natural lines
for all-round comfort

With 4 adjustable feet
to compensate for uneven floors

Shade card (range specific)

Bondai fabric Cat. A



KZ
Red



KE
Black



K2
Navy blue



KD
Cloud grey



KA
Storm grey

Faux leather Cat. B



YA
Black



PRICE P. 11
Details and availability
VIEW ALL RESOURCES
ONLINE





Low Tables

LOW TABLES IN ALL SHAPES AND SIZES

With so many options to choose from, you're sure to find a low table to suit your requirements – classic, minimalist or contemporary; wood, metal or linoleum; tables for working, tables for coffee breaks... which will you pick?



Made
in France



Except BIP, ZELIE



Except BIP, ZELIE






MARGOT



H.35 x W.100 x D.50 cm

ZELIE



H.43 x W.90 x D.50 cm

EVASION



H. 48 x Ø60 cm



H.35 x W.50 x D.50 cm



H.43 x Ø67 cm



H.63 x W.40 x D.32 cm



H.63 x W.56 x D.34 cm

SUSHI



H.32 x W.60 x D.60 cm



STAR



H.45 x W.60 x D.60 cm



PURE



H.43 x W.76 x D.59 cm



H.32 x W.110 x D.70 cm



H.45 x Ø75 cm

PRICE P. 12
Details and availability
VIEW ALL RESOURCES
ONLINE





Guest

A RECEPTION AREA THAT'S TRULY YOU

GUEST is an ultra-customisable range of reception counters.



Antibacterial
surface





Thanks to the different modules and large choice of finishes and effects, with GUEST you can create a unique reception area.



Cable management



◀ **Cable ports as standard**
(except DDA modules)



◀ **With or without scalloped edge**
(for monitors up to 22 inches)



◀ **Metal cable trough**
for cable routing
(option)



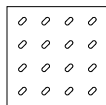
Modular & customisable

Cladding

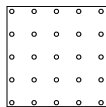
Wood or metal
(4 choices of finish)



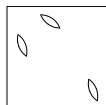
Melamine



Diagonal



Dots



Leaves

Decorative accessories



Counter-top shelf
without lettering



Counter-top shelf
with lettering +
optional white/
coloured LED
backlighting



Decorative

Structural base and legs in white melamine,
with optional decorative accessories

Multiple layout options to suit different uses

4 modules that can be
combined in different
ways

Optimised for user comfort

Intermediate legs positioned
to maximise leg room





Configure GUEST

Configuration ideas



Closed counter

2 corner modules (right & left) for extra privacy and a tidy appearance at all times



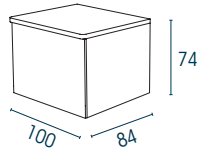
Open-ended counter

Place a DDA module at the end of the counter or between 2 high modules so guests can sit or stand



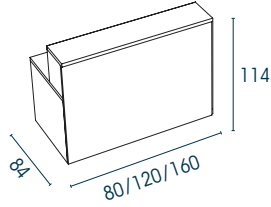
Overview

Low module



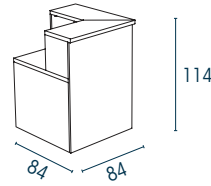
High module

With or without scalloped worktop (W. 120 and 160)

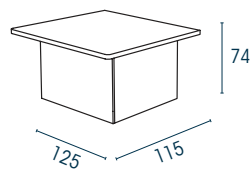
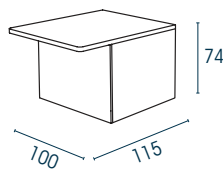


Corner module

Right or left

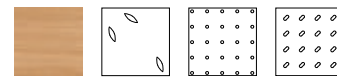


DDA modules



Cladding


(must be specified in your order)



Shade card


Melamine

Worktops (thk 38 mm)

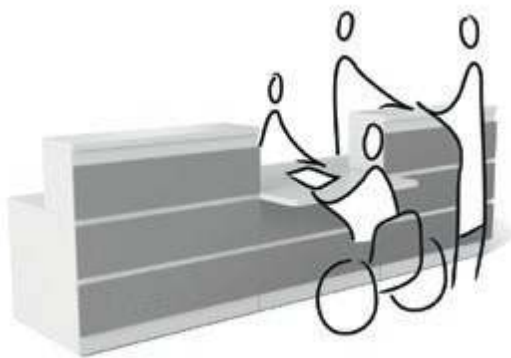


Melamine

Claddings (thk 19 mm)



Metal Cladding



Extra-large counter

Combine several modules to create one long counter

PRICE P. 13

Details and availability

VIEW ALL RESOURCES ONLINE





Greta

ELEGANT, PRACTICAL RECEPTION COUNTERS

The GRETA range includes a wide variety of modules and matching storage units and is suitable for all kinds of reception areas. The front and side panels are available in several tasteful finishes.




Antibacterial
surface





The counter tops and storage units have scalloped edges to allow for discreet cable management.



Zooms



User-friendly

Worktop with scalloped edge for monitors up to 21 inches



Discreet cable management

Scalloped edge in the lower part of the storage units

Options



LED backlighting

Optional white/colour LED kit to install behind the front panel



Drawer


For suspension files (optional)



Adaptable & functional



Decorative front panel
with bag rest



.....

Decorative panels

White melamine base with decorative panels in matching finish to the counter top (side panels included; front panels optional)

.....

DDA module

Compliant with the Disability Discrimination Act

.....

Matching storage units

- Top pre-drilled for optional cable ports
- With lockable sliding door
- Option: suspension file drawer





Configure GRETA



Configuration ideas



Create a 2-sided reception counter

Place a corner module at one end, and a DDA module at the other



Incorporate storage

This side-by-side arrangement provides:

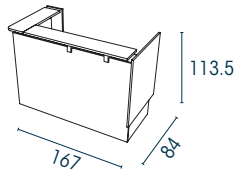
- Extra storage space on the user side
- A space to display company brochures on the visitor side



Overview

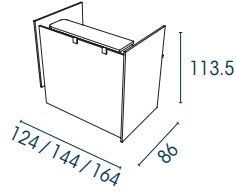
High modules

Corner modules

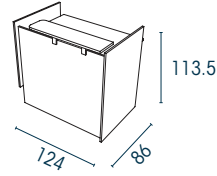


Straight modules

Seated position

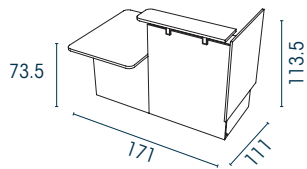


Standing position

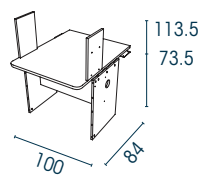


DDA modules

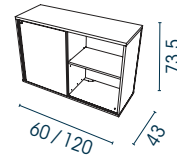
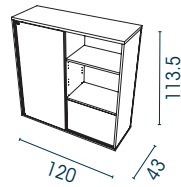
Seated/standing position



Seated position

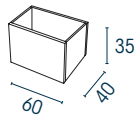


Storage units

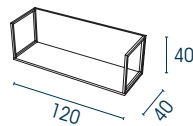


Optional extras

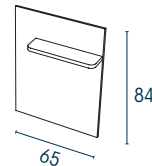
Drawer



Shelf: free-standing or wall-mounted



Decorative front panel



Cater for all visitors

Place a DDA module at either end of the counter to accommodate both standing and seated visitors




Shade card

Melamine

Counter base (thk 25 mm)
Shell of storage units (thk 19 mm)



Front and side panels (thk 19 mm)



PRICE P. 15
Details and availability

VIEW ALL RESOURCES
ONLINE





Evasion

+ Modern & inviting



Contemporary design with a beech plywood structure for a modern and welcoming reception

Seats set forward in relation to rear legs (to avoid scuffing the wall)

Seats and magazine shelf can be positioned according to preference

Brushed aluminium base

Shade card

Beech plywood
Seats



VK
White



VM
Black

Metal
Crossbeam



SB
Aluminium



SG
Black

Made
in France



PRICE P. 17

Details and availability

**VIEW ALL RESOURCES
ONLINE**





Rosalie



Seats set forward in relation to rear legs (to avoid scuffing the wall)

Choice of 4 colours for a vibrant reception

Generous, comfortable seat

Easy-clean seat shell (polypropylene)

Seats and magazine shelf can be positioned according to preference

Brushed aluminium base

Made in France



Shade card

Polypropylene Seats



PS
Cream



PQ
Grey



PJ
Yellow



PR
Black

Metal

Crossbeam



SB
Aluminium



SG
Black

PRICE P. 17

Details and availability

VIEW ALL RESOURCES ONLINE



Sosi



Easy-clean, hard-wearing shell (metal seat & backrest)

Bench unit available with and without magazine shelf

Seats and magazine shelf can be positioned according to preference

Fixings for securing to the floor available on request (contact us for details)



Shade card

Metal

Crossbeam



SB
Aluminium



SG
Black

PRICE P.17

Details and availability

VIEW ALL RESOURCES ONLINE







Workspaces







Executive desks



Karl
Smart & sophisticated

Page 60 ›
.....



Kara
Stately & stylish

Page 64 ›
.....



Moka
Timeless & practical

Page 70 ›
.....



Rio
Minimalist & modern

Page 74 ›
.....



Robin
Stylish & natural

Page 78 ›
.....



Karl

SMART, ELEGANT DESKS FOR SOPHISTICATED WORKSPACES

The clean lines, elegant style and fine materials of the KARL range will add a touch of sophistication to any executive office. KARL desks come with resistant, soft-touch worktops in a choice of standard melamine, Forbo linoleum or Black velvet melamine.

Made
in France





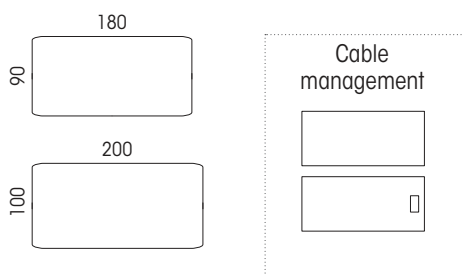
The range includes a square desk that doubles up as both executive desk and meeting table.



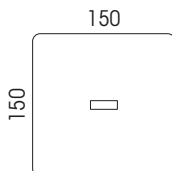


Overview

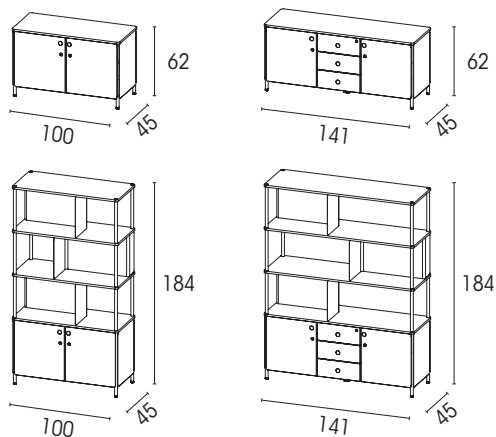
Individual desks



Meeting tables



Storage units



 The KARL range also includes meeting tables p. 158



Smart & sophisticated



Elegant workspaces

Clean lines and high-quality materials (solid oak legs)

Choice of unique soft-touch finishes

- Melamine (MK): highly resistant, velvety finish
- Forbo furniture linoleum: soft, matt finish (see shades on p. 285)

Discreet cable management

Cables routed directly through the leg structure, with top-access housings in matching finish to worktop



Zooms



Cables and wires are routed up to the worktop behind a screw-on cover in matching finish to the leg (worktop with top-access version)



Top-access housing


Shade card

Melamine

Worktops (thk 25 mm), top of credenzas



N5



MK
Black velvet melamine

Top of credenzas & shelves of bookcases



RI

Linoleum

Worktops (thk 20.6 mm)



LU

Solid oak

Desk legs



CM

Metal

Desk structures and storage units (uprights and doors), modesty panels



ZP



ZC

PRICE P.20

Details and availability

VIEW ALL RESOURCES ONLINE





Kara

MAXIMUM WORK SURFACE WITHOUT COMPROMISING ON STYLE

The thick worktop and classic design of the KARA range make this an excellent choice for any managerial space. The desks can be combined with several types of return for an even larger work surface.





Matching storage units are also available for a fully coordinated look.





Pedestal with
2 or 3 drawers



Bookcases



Choice of cupboards

Options:

- Swing doors and/or sliding doors
- With or without drawer unit



Stately & stylish

Stately

The straight lines and thick worktop make a bold statement that's perfect for executive offices

.....

Versatile

Multiple layout possibilities and storage solutions

.....

Elegant finishes


Glass top available for the structural pedestal and return

.....

Discreet cable management

Returns fitted with cable ports; optional cable ports available for worktops (openings are pre-drilled)

.....





Choose a return

.....
Structural pedestal to maximise work surface and storage space


.....
Aligned return for a generous work surface and smaller footprint

.....
Offset return for a clutter-free work surface



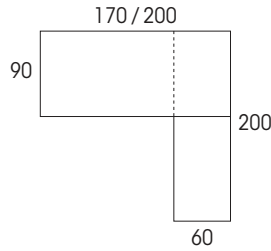
Overview

Individual desks

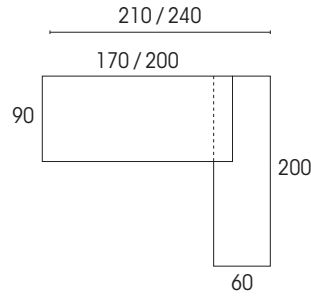


Desks with return

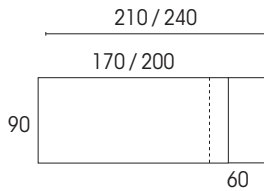
Aligned



Offset

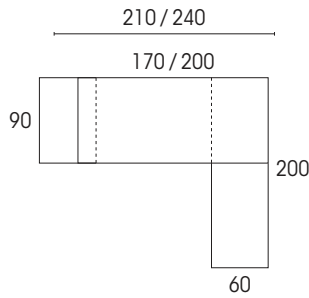


Desks with structural pedestal

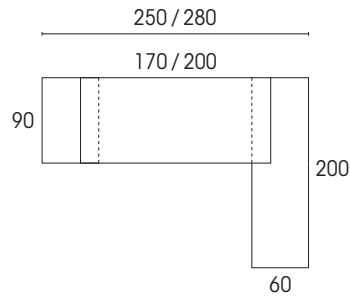


Desks with return and structural pedestal

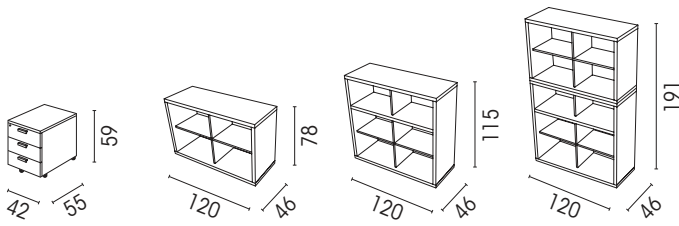
Aligned



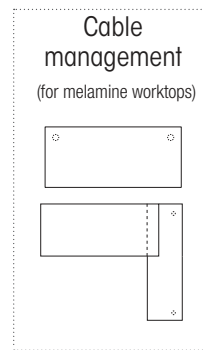
Offset



Storage units




Bookcases with open/closed compartments: see price list for options.



Shade card

Melamine

Worktop (thk 38 mm), legs, return and pedestal



Glass

Top of pedestal and return (thk 6 mm)




PRICE P.21

Details and availability

VIEW ALL RESOURCES ONLINE



For more storage options, see the ARMAND range p. 140



Moka

A CLASSIC THAT WILL NEVER GO OUT OF STYLE

MOKA is a favourite for furnishing executive office spaces. The desk worktops are separated from the panel legs by a spacer for a distinguished touch.

Made
in France



Antibacterial
surface

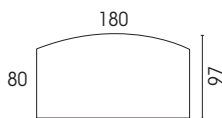



The practical structural return provides extra storage space and expands the work surface.
The sliding doors can be positioned on either the user side or the visitor side.

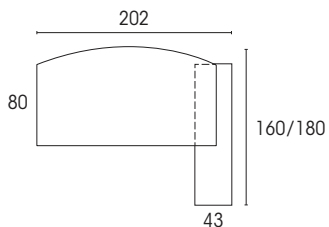
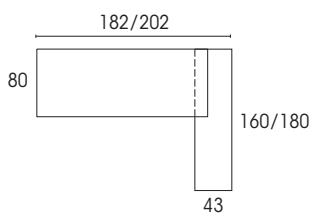


Overview

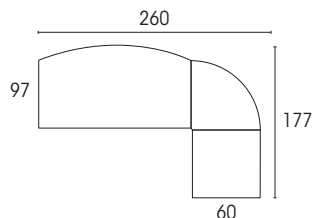
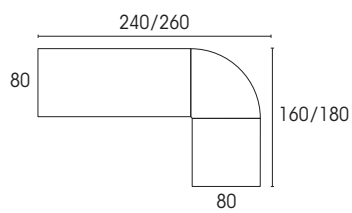
Free-standing desks



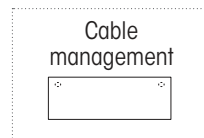
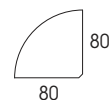
Desks with a structural return



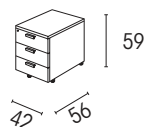
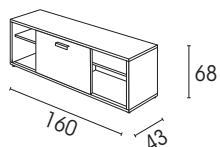
Panoramic desks



Corner angle unit



Storage units



 For more storage options, see the ARMAND range p. 140



Timeless & practical




Shade card

Melamine
Worktops (thk 25 mm),
legs, storage units



R1



N6



M9

Sliding door of
storage unit



N5

Multiple layout options

Desk with structural return
unit, or panoramic desk

Structural modesty panel

With pre-drilled openings
at the top for cables

Cable management

Worktops with pre-drilled
openings for cable ports
(cable ports to be ordered
separately)

Structural return



Storage unit
opens on user side



Storage unit
opens on visitor side

PRICE P.24

Details and availability

**VIEW ALL RESOURCES
ONLINE**





Rio

MINIMALIST STYLE FOR A LIGHT AND AIRY FEEL

A contemporary, minimalist style makes the RIO executive desk an ideal choice for both open-plan and closed-space settings. The glass-topped version creates a particularly light and airy feel.

Made
in France





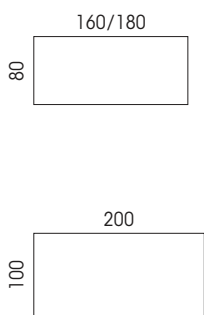
The range includes options to suit any office space: multiple desk sizes, a choice of glass or melamine for the worktop, and three types of return.



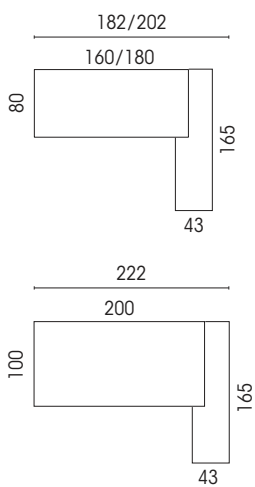


Overview

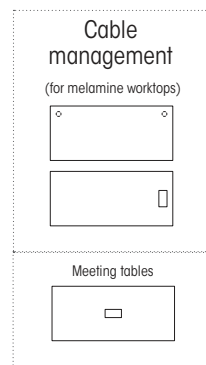
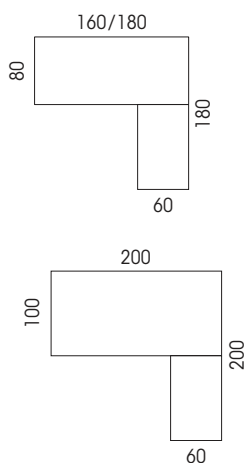
Individual desks



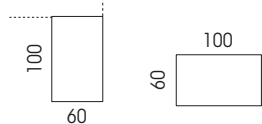
Desks with structural return



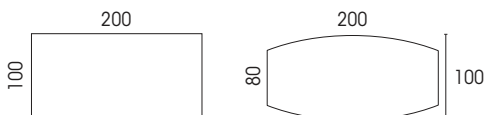
Desks with fixed return



Returns



Meeting tables





Minimalist & modern



Shade card

Melamine

Worktops (thk 25 mm)



RI



R3



N6



MK
Black velvet
melamine

Glass

Worktops (thk 8 mm)



GS

Metal

Legs



SO



SA



SG

Altuglas

Doors of structural
return unit



OA

PRICE P.26

Details and availability

**VIEW ALL RESOURCES
ONLINE**



Timeless design

Bridge legs with
rectangular cross-section
(60 x 30 mm)

Elegant workspaces

Light, airy feel thanks to the
raised worktop

Cable management options

Openings for cable ports or
a top-access module

3 types of return



Structural return unit



Fixed return



Free-standing return



Robin

[] Storage unit position



←
**Offset from
the worktop**



←
**Aligned
with the
worktop**

[] Option



←
**Suspension file
drawer**
with push-release
opening

Made
in France



Antibacterial
surface





Stylish & natural



Contemporary design

Wooden bridge legs
Adds natural style and warmth to executive offices

Secure storage


Lockable door with folding key

Cable management options

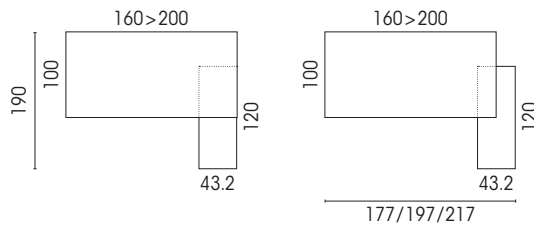
Openings for cable ports or a top-access module (in short edge), and cable channel concealed in the structural return

Overview

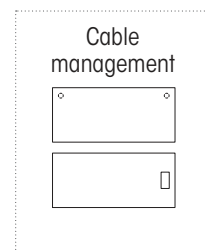
Individual desks



Desks with structural return



(return can sit to the left or right side of the desk)



Shade card

Melamine

Worktops (thk 25 mm), shell of storage units (sliding door in matching finish to worktop)



*Black velvet melamine (MK) for horizontal surfaces; standard Black melamine (N9) for vertical surfaces

Metal

Legs (handle matches the metal leg beam)



Wood

Legs



PRICE P.28

Details and availability

VIEW ALL RESOURCES ONLINE



The ROBIN range also includes shared desks p. 96 and meeting tables p. 174



Shared desks & Partitioning



Homere
Mobile return

HOME OFFICE

Page 82 ›



Axel
Individual and shared
Electric drive and manual

SIT/STAND

Page 86 ›



Lutz
Individual
with electric drive

SIT/STAND

Page 92 ›



Robin
Bridge leg
Solid wood legs

DESKS

Page 96 ›



Conect
Bridge
or loop leg

DESKS

Page 100 ›



Arial
Bridge leg
(exists in mobile version)

DESKS

Page 106 ›



Idol
I-shaped or
L-shaped legs

DESKS

Page 110 ›



Forstyl
L-shaped legs or
panel legs

DESKS

Page 114 ›



Solange

Desktop screens and free-standing screens

SCREENS

Page 116 ›

.....



Twins

Desktop screens and free-standing screens

SCREENS

Page 122 ›

.....



Lucien

Desktop screens with accessories rail for monitors

SCREENS

Page 123 ›

.....



Homere

Mobile

Easy to move around (castors suitable for all floor types; incl. 4 with brakes)

Versatile

The worktop slides and rotates to allow for different uses

Practical

Storage space with open compartments and drawer

Small footprint

In downtime mode, the desk takes up very little space

Made
in France



Antibacterial
surface





The perfect desk for working from home



Possible positions



Downtime mode

Closed position
Footprint 0.51 m²
W. 102 x D. 50 cm



Work mode

Linear position
Footprint 0.81 m²
W. 161.5 x D. 50 cm



Work mode

Open at 90° angle
Footprint 1.2 m²
W. 107 x D. 112.5 cm

Shade card

Melamine
Desk shell



R3

Rotatable worktop



MG



MK
Black velvet
melamine

PRICE P.29

Details and availability

**VIEW ALL RESOURCES
ONLINE**





© Dragonimages

7h

That's how long
70% of us spend
sitting down
every day

Why choose a sit-stand desk?

The human body is designed to move, but modern lifestyles and remote working mean we often sit for extended periods of time.

A sedentary lifestyle comes with a number of health risks.

Health risks of a sedentary lifestyle



Musculo-
skeletal
pain



Mental
health
issues



Cardio-
vascular
problems



Diabetes
(Type 2)



Change positions and move around

What do people say about sit-stand desks?*

88%

Agree that sit-stand desks are easy to use

47%

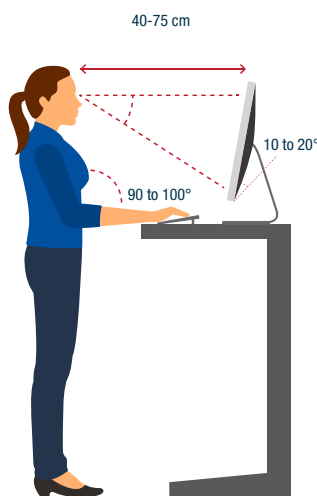
Say they reduce tension in the back, neck and shoulders

65%

Feel more focused and productive

Standing up to work **boosts productivity by 10%**

Good posture

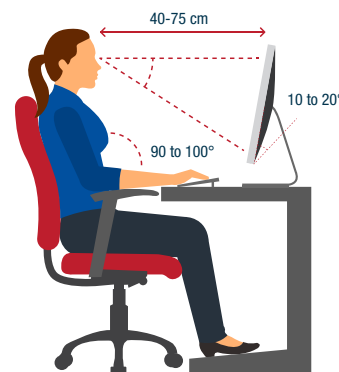


ADJUST YOUR SCREEN

The top of your screen should be level with your eyes and tilted slightly away from you. The screen should be an arm's length away.

POSITION YOUR FEET CORRECTLY

Your feet should be firmly on the ground and slightly apart, forming a triangle with your pelvis.



POSITION YOUR ARMS CORRECTLY

When you rest your hands on the desk, your elbows should form a right angle. Your shoulders should be relaxed, and your forearms should be parallel with the floor. Aim to keep your wrists straight.

KEEP MOVING!

During every 30-minute interval at your desk:

- Sit down for 20 minutes
- Stand up for 8 minutes
- Move around and stretch for the remaining 2 minutes

Switch between sitting and standing every 20 minutes

* Source: US National Library of Medicine



Axel

THE DESK THAT BOOSTS WELL-BEING

Thanks to its sit-stand worktop adjustment system, the AXEL desk keeps users moving and generally improves well-being at work.





AXEL desks can be fitted with either a manual crank or an electric drive, and come in both individual and shared-structure versions. Meeting tables are also available.



2 types of adjustment system



Manual crank

Retracts below the worktop
H. 71.5 to 115.5 cm



Electric drive

Control panel with 4-position
memory function
H. 65 to 130 cm



Versatile & ergonomic



Powerful & quiet

Twin drive system
(one in each leg upright)

Safe

Built-in anti-collision
technology (on the
electric drive version)

Optimised

Single height-adjustable
structure for worktops of
width 120 to 180 cm

Cable management

Cable trough spanning
the 2 legs (shared-structure
versions only)

Options



Castors

With brakes, dia. 40 mm
(suitable for all floor
types)



Cable channel

For shared-structure
desks



Configure AXEL



Work

.....



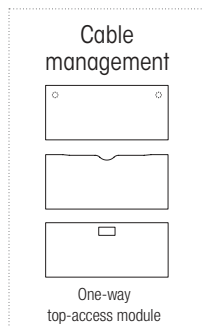
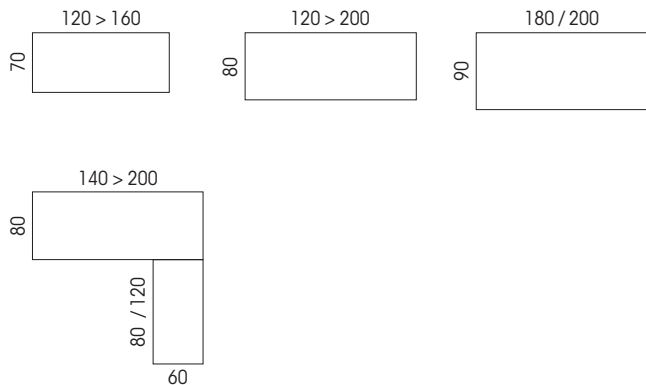
Meet

.....

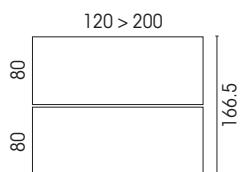


Overview

Individual desks

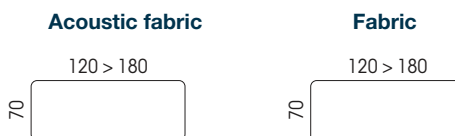


Shared-structure desks



Desktop screens

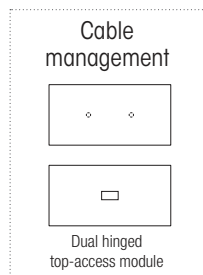
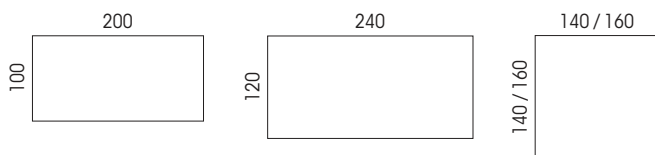
For shared-structure desks



See p. 116 for desktop screens for individual desks

Meeting tables


(only available with electric drive)



Shade card

Melamine

Worktops (thk 25 mm)



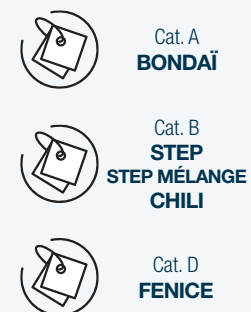
Metal

Legs



Fabric

Screens



PRICE P.29

Details and availability

VIEW ALL RESOURCES ONLINE





Lutz

THE AFFORDABLE SIT-STAND DESK

A range of individual electric sit-stand desks that combine ergonomic benefits with sleek styling.





Style and quality at affordable prices.

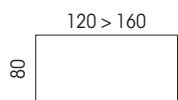




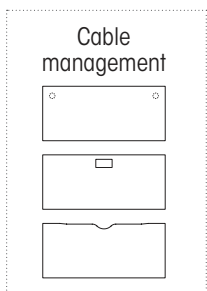
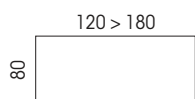
 Overview

 Adjustment system

Thk. 19 mm



Thk. 25 mm



Electric drive
Control panel with 4-position memory function
H. 71.5 to 117.5 cm



Economical & ergonomic








Cable management
Cable ports, scalloped edge, or top-access module

Optimised
Single height-adjustable structure for worktops of width 120 to 180 cm

Choice of worktop
Thickness 19 mm or 25 mm

Shade card

Melamine
Worktops (thk 19 mm* or 25 mm)



* The 19 mm worktops are only available in finishes RI and MG

Metal Legs



Options



Castors
With brakes, dia. 40 mm (suitable for all floor types)



Cable channel
Extendable vertical cable channel

PRICE P.34
Details and availability

VIEW ALL RESOURCES ONLINE





Robin

SOFT, NATURAL LINES

The ROBIN desk range is instantly recognisable thanks to its elegant wooden legs and Scandi-inspired design. Its soft, curved lines will bring warmth and tranquillity to any workspace.



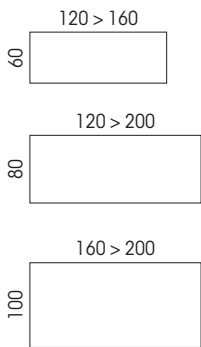


Comprehensive range suitable for executive offices, open-plan workspaces and meeting rooms.

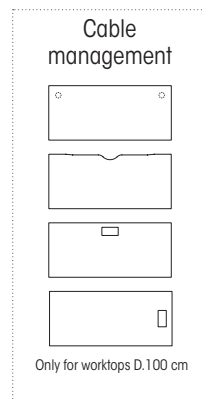
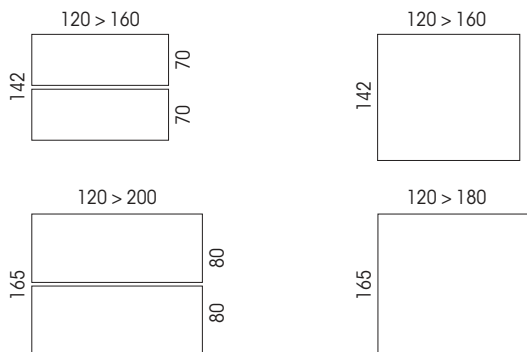


Overview

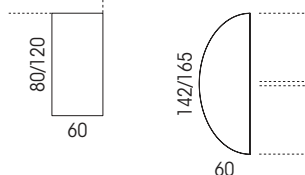
Individual desks



Shared-structure desks



Extension



 The ROBIN range also includes an Executive desk p. 78 and Meeting tables p. 174



Stylish & natural



Shared-structure desks
D. 142 or 165 cm
Single worktop or split worktop



Individual desks
D. 60 to 100 cm




Contemporary look
Wooden bridge legs, to bring a touch of warmth to a workspace

Cable management
Cable ports, scalloped edge, or top-access module

Easy assembly
Legs and crossbeam delivered pre-assembled

Shade card

Melamine
Worktops (thk 25 mm)



Metal
Legs



Wood
Legs



Zoom



Sloping solid beech leg

Option



Modesty panel
Available in fabric, melamine and metal

PRICE P.35
Details and availability

VIEW ALL RESOURCES ONLINE





Conect

THE PERFECT DESK FOR SHARED WORKSPACES

The CONECT desks feature elegant bridge or loop legs and a worktop that sits slightly above the desk frame, creating a clean aesthetic and a sense of lightness.

Made
in France



AMEUBLEMENT
Excluding
MK/NG finishes

Antibacterial
surface



The one-piece construction makes this the perfect desk for shared workspaces, and the starter/add-on system allows any number of CONECT desks to be joined together as required.



2 types of leg design



Bridge legs

Fixed-height: H. 73.5 cm
Height-adjustable:
H. 62 to 86 cm



Loop legs

Fixed height:
H. 73.5 cm



Timeless & versatile

Individual desks

D. 60 to 80 cm



Shared-structure desks

D. 142 or 165 cm

Single worktop or split worktop



Timeless design


One-piece bridge or loop legs with rectangular section (60 x 30 mm)

Clean lines

Raised worktop to create a light, airy feel

Cable management

Cable ports, scalloped edge, or top-access module





Configure CONECT



Configuration ideas



Work

Maximise the work surface by placing a structural pedestal below the return



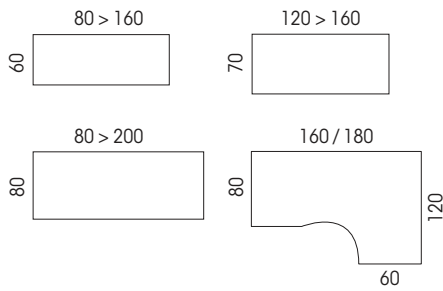
Store

Add an easy-reach storage unit to get more work surface and extra storage



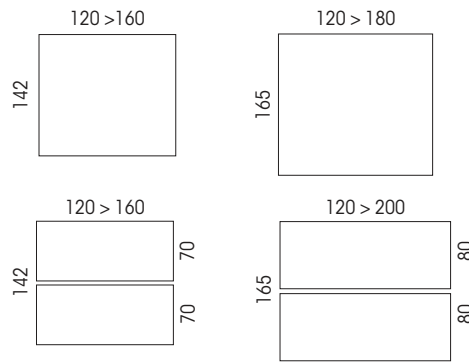
Overview

Individual desks

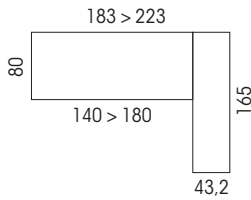


Shared-structure desks

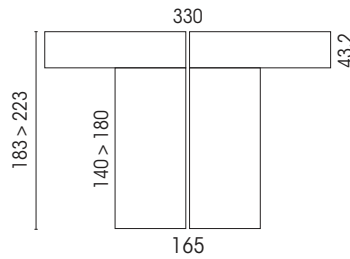
- sliding worktop version also available



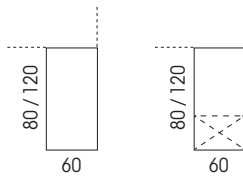
Individual desks with storage units



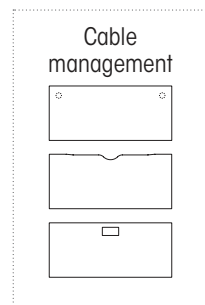
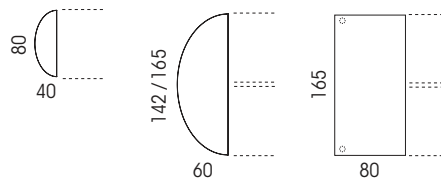
Shared-structure desks with storage units



Returns




Extension units



Shade card


Melamine

Worktops (thk 25 mm)



Metal

Legs



PRICE P.38

Details and availability

VIEW ALL RESOURCES ONLINE



Meet

Choose a shared-structure desk with a single worktop so you can use it as a meeting table too



Arial

THE DESK FOR AGILE WORKSPACES

The classic shapes of the ARIAL desks and the large range of options available makes them a great fit for workspaces, meeting rooms and training areas alike.



Only for desks with 25 mm worktops, with height-adjustable or fixed-height legs without castors

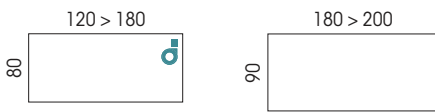


The castor-mounted versions provide even more flexibility, allowing users to quickly re-organise a room for different activities.



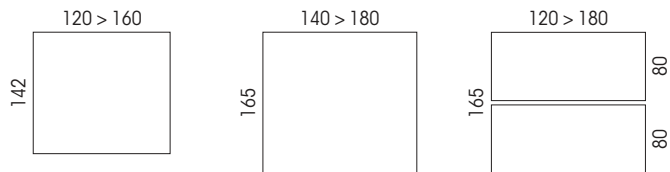
Overview

Individual desks

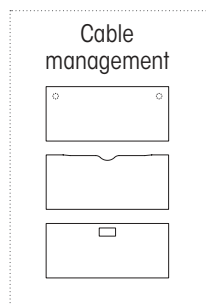
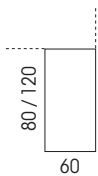


d Castor-mounted version available H. 73.5 cm

Shared-structure desks



Returns



• The 19 mm worktops are only available for desks of D. 80 or 165 cm and do not have openings or cut-outs for cable management.

The ARIAL range also includes meeting tables p. 168



Simple & agile

Individual desks

D. 80 or 90 cm



Shared-structure desks

D. 142 or 165 cm
Single worktop or split worktop



Minimalist design

Classic shapes that look great in any workspace

Versatile

Multiple versions to suit any workspace, meeting room or training area (p. 168)

Cable management

Cable ports, scalloped edge, or top-access module

Shade card

Melamine

Worktops (thk 19 mm* or 25 mm)



MG



N5



MA



R2



RI



R3



N6



M9



MK
Black velvet melamine

* The 19 mm worktops are only available in finishes RI and MG

Metal

Legs



SO



SA



SC



SG

PRICE P.42

Details and availability

VIEW ALL RESOURCES ONLINE



2 types of leg design



Bridge legs

For individual and shared-structure desks

Fixed height: H. 73.5 cm

Height-adjustable: H. 62 to 86 cm

(to be decided upon installation)



Mobile bridge legs

For individual desk only

Fixed height 73.5 cm

(Black castors with brakes)



Idol



CAMILLE lockers, p. 136
LEON office chairs, p. 218

OPTIMISED CABLE MANAGEMENT

The legs of the IDOL desks have been carefully designed to give the user as much space as possible below the worktop. The optional clip-on cable housing adds a decorative touch while also concealing any cables that are routed along the legs.





Timeless & versatile



Two types of leg design

I-shaped or L-shaped to create more space under the worktop

Multiple worktops

Standard worktops plus asymmetrical and symmetrical compact worktops, giving lots of layout possibilities

Horizontal cable management

Worktops with pre-drilled openings for cable ports (cable ports to be ordered separately)

[] 2 types of leg design

[] Options



I-shaped

Fixed height: H. 73.5 cm
Cable housing available as an option
Height-adjustable:
H. 62 to 86 cm
Cable housing included



L-shaped

Fixed height: H. 73.5 cm
Cable housing available as an option




Decorative cable housing

Clips onto desk legs to conceal cables



Modesty panel

Structural panel on desks with L-shaped legs; optional panel available for desks with I-shaped legs





Configure IDOL



Maximise work surface

.....
Desk with return and structural pedestal for extra storage space and a larger work surface

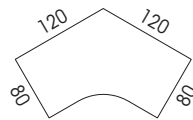
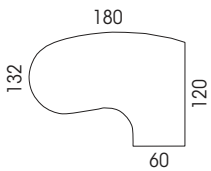
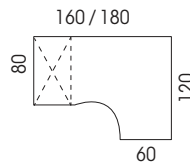
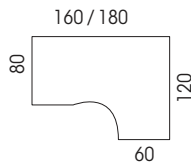
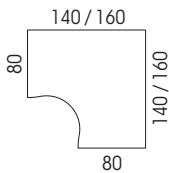
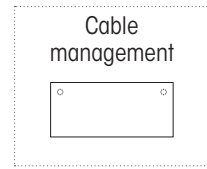
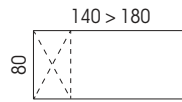
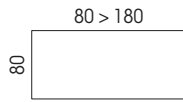
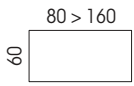


.....
Desk with L-shaped legs (structural modesty panel included)

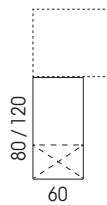
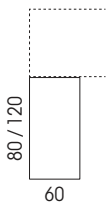


Overview

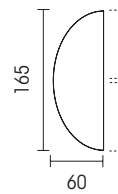
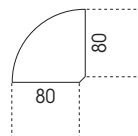
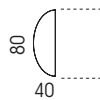
Individual desks



Returns



Extension units



Shade card

Melamine

Worktops (thk 25 mm)

-  **MG**
-  **N5**
-  **MA**
-  **R2**
-  **RI**
-  **R3**
-  **N6**

Metal

Legs, cable housings

-  **SO**
-  **SA**
-  **SC**



Mix and match shapes

A cluster of three desks for a practical, welcoming workspace

PRICE P.44

Details and availability

VIEW ALL RESOURCES ONLINE

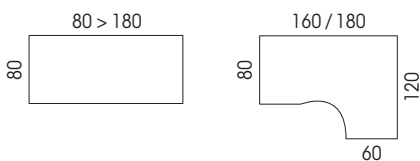




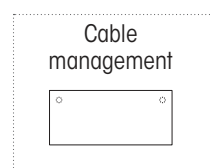
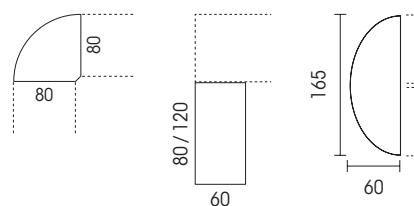
Forstyl

Overview

Individual desks



Extensions units



Made
in France





Decorative & affordable



Shade card

Melamine

Worktops, panel legs, L-shaped legs (thk 25 mm) and modesty panel



MG



R2



R1

Metal

L-shaped leg



SA

Matching finish

Structural modesty panel in a matching finish to the worktop

Horizontal cable management

Worktop with pre-drilled openings for cable ports (cable ports to be ordered separately)

Easy cable management

Pre-drilled hole in each side of the modesty panel

[] 2 types of leg design



Panel legs
H. 73.5 cm



L-shaped legs
H. 73.5 cm

PRICE P.47

Details and availability

VIEW ALL RESOURCES ONLINE





Solange

PRIVACY FOR ALL

The SOLANGE desktop screens and free-standing screens elegantly break up larger workspaces to reduce noise and promote concentration.

Made
in France





Thanks to the clever tool-free linking system, multiple screens can be connected together, so workspaces can be re-arranged as required.





Clever & soundproof



Versatile

Different models for different uses frontal or lateral, movable or desk-mounted

Practical

Accessories can easily be repositioned

Soundproof*

Absorbs approximately 50% of ambient noise

Recycled

Honeycomb cardboard core made from 100% recycled fibres, covered in eco-friendly polyester fibre foam

Compatible with worktops of thickness 19 to 30 mm

Zooms



◀ Screw-on knobs

Functional and aesthetically pleasing



◀ Movable version

The screen can be moved and turned whenever necessary



Easy & tool-free assembly



Rounded corners
For a contemporary look

Convenient
A single connection kit needed to link together 2, 3 or 4 screens, without tools

Static or mobile
Castors suitable for all floor types

Varied finishes
Acoustic or non-acoustic


[] Options



◀ **Connection kit**
To link free-standing screens or desktop screens together



◀ **Whiteboard**
Attaches to a free-standing screen and includes a built-in pen tray





CLAUDINE acoustic
cupboard (Exclu Web)
CONNECT desks, p.100

Configure **SOLANGE**



Free up work surfaces

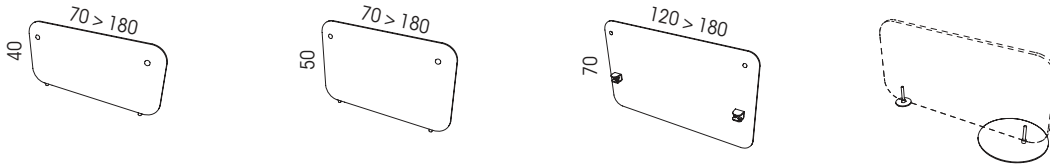
Each employee can choose their own accessories

The desktop screen in H. 70 cm functions simultaneously as a modesty panel

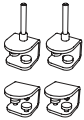


Overview

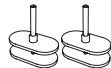
Desktop screens



Fixing clamps - Compatible with worktops of thickness 19 to 30 mm



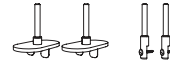
For frontal attachment on individual desks



For frontal attachment on individual desks in face-to-face or bench configuration

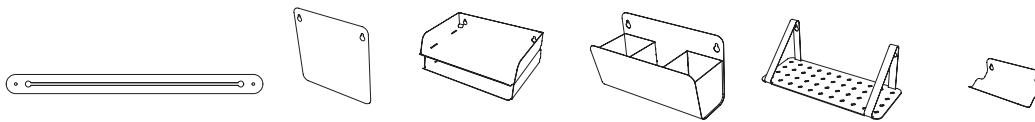


Bolt-through attachment for single-worktop shared-structure

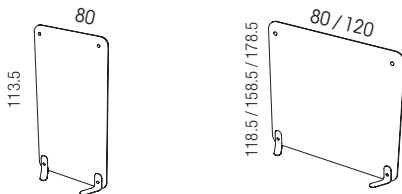


Lateral attachment between desks or at desk ends

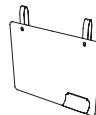
Rails and accessories



Free-standing screens



Accessories



Whiteboard with pen tray and metal clamps

Connector kit (for desktop screens and free-standing screens)



Shade card

Fabric

Desktop screens (thk 42 mm), free-standing screens (thk 47 mm)



Cat. A BONDAÏ



Cat. B STEP MÉLANGE CHILI



Cat. D FENICE

Metal

Clamps, feet, rails, accessories



SO



SA



SC



SG

Feet for free-standing screens: fixed (single screens or multiple screens) or on castors



Break up large spaces

Re-arrange the screens as often as necessary

PRICE P.49

Details and availability

VIEW ALL RESOURCES ONLINE





Shade card

Melamine

Desktop screens
(thk 19 mm), free-standing
screens (thk 25 mm)



MG



N5



MA



R2



RI



R3



N6



M9



N9

Fabric

Desktop screens and
free-standing screens
(thk 25 mm)



Cat. A
BONDAl



Cat. B
**STEP
STEP MÉLANGE
CHILI**



Cat. D
FENICE

Metal

Clamps, feet, rails and
accessories



SO



SA



SC



SG

PRICE P.52

Details and availability

[VIEW ALL RESOURCES
ONLINE](#)



Twins

+ The ideal solution on a budget

Multiple sizes

Desktop screens H. 40 cm (W. 80 to 200 cm)
Free-standing screens H. 160 x W. 80 cm

Choice of material

Melamine or fabric



Recycled

Panels made from production rejects
and offcuts (fabric-covered versions
only)

Practical

Rail-mounted accessories (letter
tray, pencil cup)

* Clamps differ depending on layout (for worktops of thickness 19 to 30 mm)

* Fixed-height stabiliser feet for free-standing screens

Made
in France



Antibacterial
surface



Lucien

+ Strong & soundproof

Strong

Aluminium frame with built-in rail
H. 40 cm (W. 80 to 180 cm)

Flat-screen monitor arm

Attaches to rail (p. 274)



Convenient

The accessories can easily be repositioned on the rail (letter trays and pencil cups)

Soundproof

Absorbs approximately 80% of ambient noise

Shade card

Fabric

Desktop screens
(thk 42 mm)



Cat. A
BONDAÏ



Cat. B
**STEP
STEP MÉLANGE
CHILI**



Cat. D
FENICE

Metal

Frame, clamps and accessories



SO



SA



SC

PRICE P.53

Details and availability

**VIEW ALL RESOURCES
ONLINE**



* Clamps differ depending on layout (for worktops of thickness 19 to 30 mm)
* Fixed-height stabiliser feet for free-standing screens





Storage



James

EASY-REACH STORAGE UNITS

Page 126 ›

.....



Gustave

EASY-REACH STORAGE UNITS

Page 128 ›

.....



Melina pedestals

EASY-REACH STORAGE UNITS

Page 130 ›

.....



Economy melamine pedestals

EASY-REACH STORAGE UNITS

Page 133 ›

.....



Open storage box

EASY-REACH STORAGE UNITS

Page 133 ›

.....



Metal pedestals

EASY-REACH STORAGE UNITS

Page 134 ›

.....



Camille

OFFICE STORAGE

Page 136 ›

.....



Armand

OFFICE STORAGE

EASY-REACH STORAGE UNITS

Page 140 ›

.....



Ariv

OFFICE STORAGE

Page 144 ›

.....



Filing cabinets

OFFICE STORAGE

Page 149 ›

.....



Navert

OFFICE STORAGE

Page 146 ›

.....



Shelving

OFFICE STORAGE

Page 150 ›

.....



Self-assembly cupboards

OFFICE STORAGE

Page 148 ›

.....



Lockers

OFFICE STORAGE

Page 152 ›

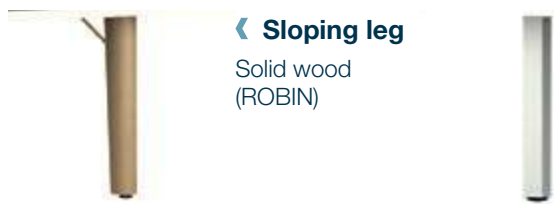
.....



James

CONNECT desks, p.100 - SOLANGE acoustic screens, p. 116
Decorative plants, p. 268 - Desk lamps, p. 267

[] 2 types of support leg



◀ Sloping leg

Solid wood
(ROBIN)

◀ Straight leg

Metal (CONNECT
and ARIAL)

[] Option



◀ Letter tray

To hang on the
back of the storage
compartment door

Made
in France



Antibacterial
surface



Stylish & convenient

Shade card

Melamine
Shell, top, front



MG

N5




MA

R2



RI

R3



N6

M9



MK/N9*

* MK/N9: Top in Black velvet (MK), shell/front in Black (N9)

Metal

Cubes, support leg (ARIAL, CONECT), optional extras



SO

SA



SC

SG

Metal/wood

Support leg (ROBIN)



SOMS

SGMS

PRICE P.56

Details and availability

VIEW ALL RESOURCES ONLINE



Direct access

Open metal or wireframe cubes

Secure storage

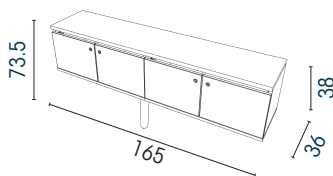
2-compartment unit with lockable doors for personal items

Mail slot

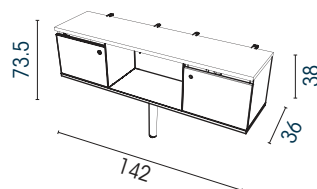
Door with mail slot and optional letter tray

Overview

For bench desks
D. 165 cm*



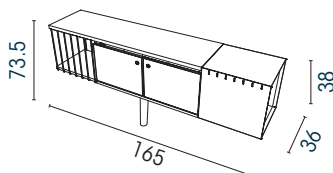
For bench desks
D. 142 cm*



Metal organiser rack with 4 dividers
(only for bench desks of depth 142 cm)



Letter tray



* Compatible with ARIAL, CONECT and ROBIN bench desks



Gustave

Silent

Fitted with silent action runners

Optimum grip

Large aluminium handle

Reversible

Can open to left or right side

Cable management kit

Option

Made
in France



Antibacterial
surface













Organised & clever



Shade card

Melamine
Shell, top, front panel

-  **MG**
-  **N5**
-  **MA**
-  **R2**
-  **R1**
-  **R3**
-  **N6**
-  **M9**
-  **N9***
-  **MK/N9***

Accessories



Hanging storage tray for small items



Pen tray



Shelf



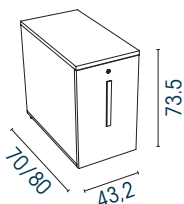
Magnetic whiteboard

Rail-mounted accessories (optional)
More options: back-to-back pedestal fillets, suspension file accessories.

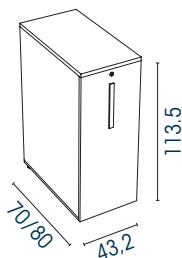
Overview

Individual tower pedestals

Low tower pedestal

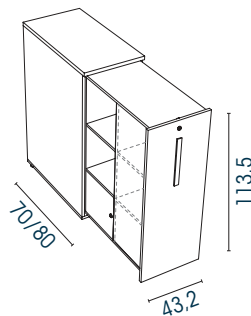


High tower pedestal



Shared tower pedestals

Double-sided access with secure storage space on each side



* MK/N9: Top in Black velvet (MK), shell/ front in Black (N9) (only for pedestals of height 73.5 cm)

* N9: Only for pedestals of height 113.5 cm

PRICE P.57

Details and availability

VIEW ALL RESOURCES ONLINE





Melina

EVERYTHING YOU NEED WITHIN EASY REACH

The mobile MELINA pedestals are designed with practicality in mind. There's even a compact version especially for smaller desks. Whether you choose a return model or an extension, you'll get extra work surface and easy-access, secure storage space.

Made
in France



Antibacterial
surface





MELINA pedestals are made from melamine, with a top either in the same finish as the desk, or in a contrasting colour. Choose from three different handles to complete the look.



Shade card

Melamine

Shell, top, front panels



MG



N5



MA



R2



RI



R3



N6



M9



N9*



MK/N9*

* MK/N9: Top in Black velvet (MK), shell/front in Black (N9) (only for pedestals of height 73.5 cm)

* N9: Only for mobile pedestals

Metal

Handles



SO



SB



SG

PRICE P.58

Details and availability

VIEW ALL RESOURCES
ONLINE



Practical & organised

Compact design

Smaller footprint
W. 32 cm



Mobile

W. 42 cm
4 castors
(2 with brakes)



Desk height

Return mounted on
pedestal D. 60 cm,
or extension



Accessible

Full-extraction SF*
drawer

Organised

Built-in pen tray

Silent

Fitted with silent
action runners

Stable and safe

Selective drawer
opening, additional 5th
anti-tipping castor

Zoom



Handles

Made from metal,
in a choice of
3 colours

Option



Cushion pad

With velcro
attachment,
25 mm thick

* Suspension file



ECONOMY MELAMINE PEDESTALS



W. 42 x H. 59.1 x D. 56 cm
1 box drawer + 1 SF* drawer, or 3 box drawers

Mobile pedestals (top 19 mm thick)
Desk-height pedestals (top 25 mm thick)

Selective drawer opening mechanism

Anti-tipping SF* drawer

Built-in pen tray

Castors (dia. 40 mm) or stabiliser feet, depending on model



W. 43.2 x H. 73.5 x D. 60 / 80 cm
2 box drawers + 1 SF* drawer

Shade card

Melamine
Shell, top, front panels



MG



MA



RI

Metal
Handles



SB



SG

PRICE P.59

Details and availability

VIEW ALL RESOURCES ONLINE



OPEN STORAGE BOX



Compatible with all pedestals (tower/standard)

Easy-access storage

Mounted on pedestal tops
D. 80 x W. 43.2 x H. 40 cm

Melamine
Shell



MG



N5



MA



R2



RI



R3



N6



M9





Metal pedestals

CONECT desks, p.100 - TWINS desktop screens, p. 122
OSCAR office chairs, p. 220

ACCESSIBLE, CONVENIENT AND SECURE

Our metal pedestals are available as mobile units or desk-height pedestals, providing extra work surface and accessible, convenient and secure storage. The straight, clean lines create a contemporary look that will suit any modern workspace. The metal structure makes the pedestals very sturdy and allows for elegant finishes: concealed castors, recessed handles, decorative tops.





Functional & sturdy

Compact design

Smaller footprint
W. 32 cm



Mobile

with concealed
castors



Desk height

Return mounted
on pedestal D. 60 cm
or extension D. 80 cm



Accessible

Front panels with
lateral grip handles
Full-extraction SF*
drawer

Organised

Built-in pen tray
Optional accessories
available

Silent

Fitted with silent
action runners

Stable and safe

Selective drawer
opening, 5th anti-tipping
castor

Shade card

Metal

Shell, top, front



SO



SB



SC



SG

Melamine

Shell, top



MG



N5



MA



R2



RI



R3



N6



M9



N9*



MK*

* Black velvet (MK):
Only for top of
pedestals of height
73.5 cm
N9: Only for top
of mobile pedestals

PRICE P.60

Details and availability

VIEW ALL RESOURCES
ONLINE



Options



Magnetic bin



Set of 3 dividers
Vertical or angled



Cushion pad 25 mm
thick (secure to metal
top using magnets)

*Suspension files



Camille

FLEXIBLE, PERSONAL STORAGE LOCKERS

CAMILLE makes life easier for your visitors and employees, providing a secure space where they can lock up personal items.

Made
in France



Antibacterial
surface



CAMILLE lockers can be fitted with either single or double doors, with or without mail slots. They are big enough to fit a bike or motorcycle helmet, or even a piece of hand luggage. The doors are available in melamine or metal, with a choice of lock (key or combination lock).



Secure & customisable



Choice of material

Metal or melamine doors

Choice of door

- Single door (fits a motorcycle helmet)
- Double door (fits a small piece of hand luggage)

Silent

Doors fitted with dampers

Ventilated

Perforations in the rear for airflow

[] 2 types of lock



Key

For melamine doors



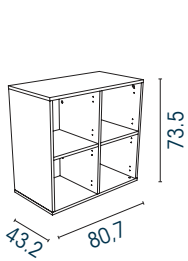
Combination lock

For metal or melamine doors

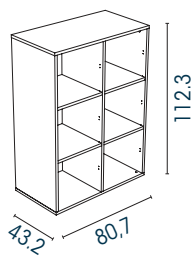


Overview

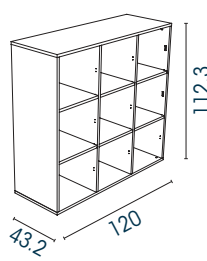
Structure (delivered fully assembled)



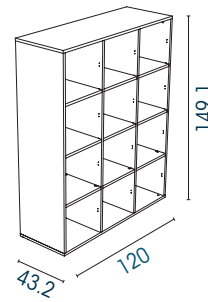
4 compartments



6 compartments



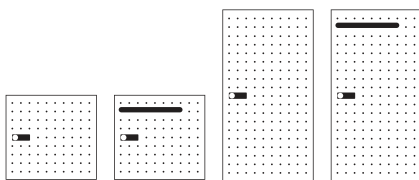
9 compartments



12 compartments

Doors (with or without mail slot)

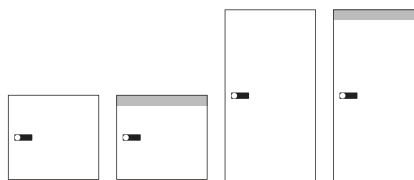
Metal (combination lock)



Single doors

Double doors

Melamine (key or combination lock)



Single doors


Double doors

Single door for 1 compartment - Dimensions: W. 37.4 x H. 34.9 x D. 39 cm
Double door for 2 compartments - Dimensions: W. 37.4 x H. 71.5 x D. 39 cm

Shade card


Melamine

Shell, doors



Metal

Doors, base, letter tray



Options



4 square ABS feet
Height 5 cm



Metal base with feet
Height 20 cm



Letter tray with name holder
To hang on the back of a melamine door

PRICE P.62
Details and availability

VIEW ALL RESOURCES ONLINE





Armand

STORAGE CUPBOARDS FOR ANY OFFICE SPACE

The extensive range of wood finishes and options in the ARMAND range make these ideal storage cupboards for any office.

Made
in France



Antibacterial
surface





The range includes cupboards, bookcases and a wardrobe, with a choice of swing doors or sliding doors, and three different handle types.



Functional & varied



Multiple options

- Sliding doors or swing doors
- Glass or melamine doors
- With or without doors

Silent

Doors fitted with dampers

Secure

Melamine doors with key-operated lock

Stabiliser feet

Adjustable from inside the unit

Zooms



Grey rail
For sliding doors



Silent hinges
With soft-closing mechanism



Metal handles
For swing doors
(choice of 3 colours)



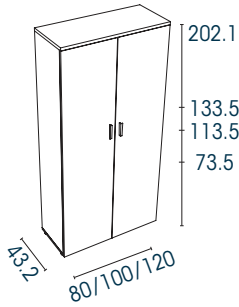
Metal lateral grip handles
On sliding doors
(choice of 3 colours)



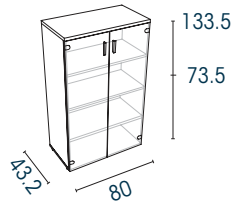
Shade card

Overview

Cupboards with swing doors



2 melamine doors

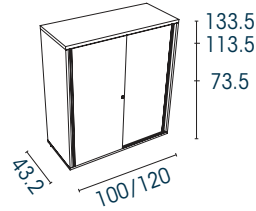


2 glass doors



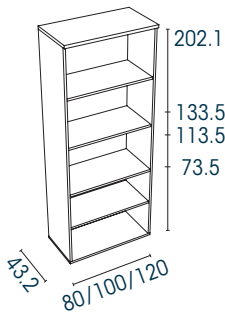
4 melamine or glass doors
2 melamine doors + 2 glass doors

Cupboards with sliding doors

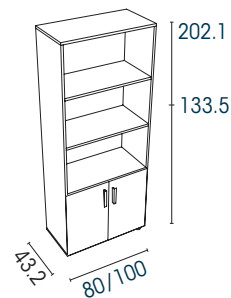


2 melamine doors

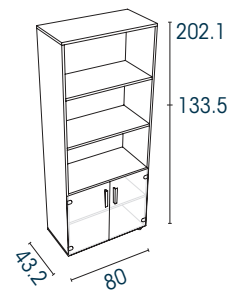
Bookcases



Open




2 melamine doors



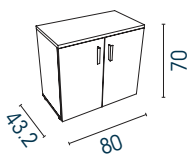
2 glass doors

Wardrobe unit



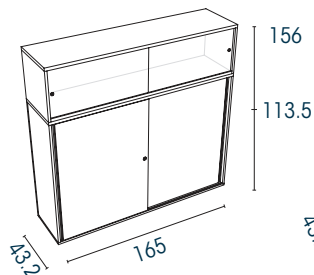
2 melamine doors
(2/3 hanging space,
1/3 shelving)

Refrigerated unit Capacity 25L



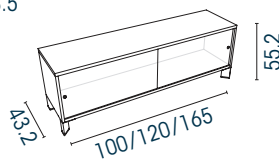
2 swing doors

Room divider unit



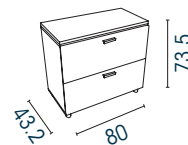
2 sliding melamine doors

Low storage unit



2 sliding Altuglas® doors


Drawer credenza



2 SF* drawers

Option: decorative top, melamine or metal shelves
* Suspension files

Melamine Shell, top, front panels



* Black velvet (MK): Only for tops of cupboards and bookcases of height 73.5 cm. Shells and doors in Black N9.


Metal Handles



Glass Doors



Altuglas® Doors



PRICE P63

Details and availability

VIEW ALL RESOURCES
ONLINE





Ariv

+ Sleek & aesthetic



Magnetic closure



Fire-resistant
M1 fire-resistant
PVC tambour doors

.....

Elegant finishes

Terminal slat in same colour
as shell

.....

Files are easy to view and access

Fully retractable tambour
doors

.....

Space for up to 5 lever-arch shelves

Built-in shelf for suspension
files in upper section

[] Zooms



.....

**The stabiliser feet can be adjusted
from inside the unit**



.....

Easy opening
Recessed rectangular handles





Accessories



For filing

- Shelving for standard folders or suspension files (metal shelf with rail system)
- Vertical dividers (H. 19 cm) to optimise use of shelving space
- 16-compartment sorting unit for A4 documents, W. 104 x D. 33 x H. 32 cm (top place on a shelf of width 120 cm)
- Telescopic cradle for easy access to suspension files (with selective opening system)
- Cross-partitions and overflow hoops for forward-facing suspension files (not compatible with cupboard size W. 80 x H. 72.1 cm)

For viewing files


Telescopic reference shelf mounted on full-extraction runners

Easy installation

Units come with markers for positioning the shelves and telescopic cradles (20 mm intervals)

Shade card

Metal Shell



PVC Tambour doors

Tambour doors

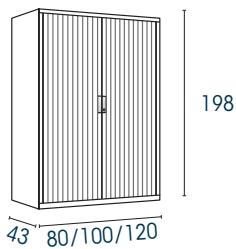


Single- or two-tone:
see price list

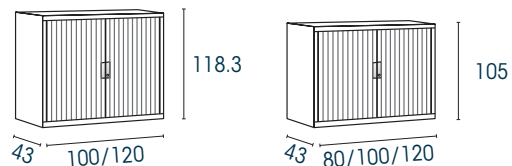
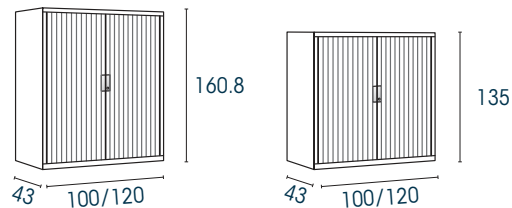
Melamine top (25 mm thick)
in matching finish to desk
worktop

Overview

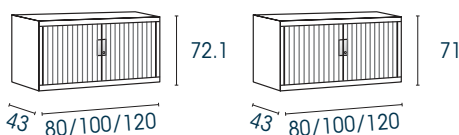
High cupboards



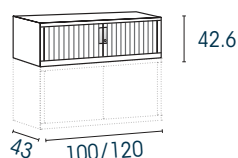
Intermediate cupboards



Desk-height cupboards



Counter-top cupboards



PRICE P.66

Details and availability

VIEW ALL RESOURCES
ONLINE





Navert

+ Reliable & robust



Fire-resistant
M1 fire-resistant PVC
tambour doors



Elegant finishes
Terminal slat in same colour
as shell

Flat base
Easy access to files
in lower section

**Space for up to 5 lever-arch
shelves**
Built-in shelf for suspension
files in upper section

Zooms



**The stabiliser feet can be adjusted
from inside the unit**



Easy opening
Recessed rounded handles

Made
in France





Accessories



For filing

- Shelving for standard folders or suspension files (metal shelf with rail system)
- Vertical dividers (H. 18 cm) to optimise use of shelving space
- Telescopic cradle for easy access to suspension files (with selective opening system)

For viewing files

Telescopic reference shelf mounted on full-extraction runners

Easy installation

Units come with markers for positioning the shelves and telescopic cradles (25 mm intervals)

Shade card

Metal Shell



PVC Tambour doors

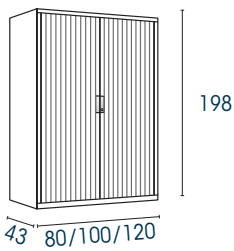


Melamine top (25 mm thick) in matching finish to desk worktop

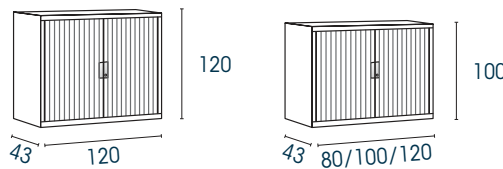
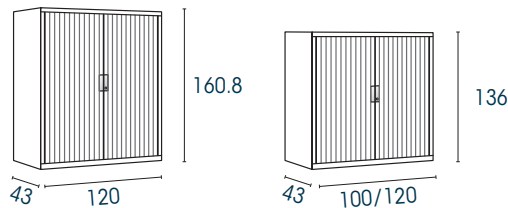
Single- or two-tone: see price list

Overview

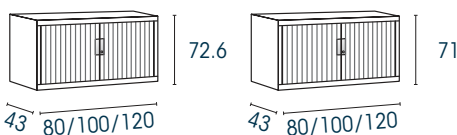
High cupboards



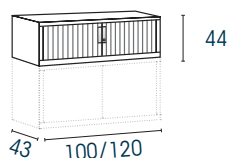
Intermediate cupboards



Desk-height cupboards



Counter-top cupboards



PRICE P.67

Details and availability

VIEW ALL RESOURCES ONLINE





Self-assembly cupboards

+ For spaces with restricted access



Fire-resistant

M1 fire-resistant PVC tambour doors

Secure, magnetic closing

Terminal slat with a 2-point lock

Shelving for standard folders or suspension files

Space for up to 5 lever-arch shelves

Suitable for suspension files thanks to a rail in the upper section

Shade card

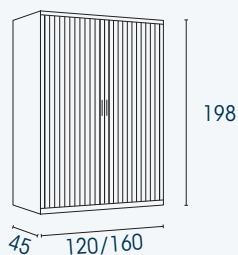
Metal & PVC



SDSD
Light grey



SCSC
Graphite grey



PRICE P.68

Details and availability

**VIEW ALL RESOURCES
ONLINE**





Filing cabinets



Central locking mechanism

Master key available on request

Stable and safe

Selective drawer opening mechanism and anti-tipping safety feature

Ergonomic handles

with integrated label holder

Telescopic ball-bearing runners

with end-of-run damping

A4-format suspension file drawers

Option: grooved base to receive dividers

3 heights: 71.1 / 101.6 / 132.4 cm
(W. 41.3 x D. 62.2 cm)

Shade card

Metal



SD



SB



SC

PRICE P.68

Details and availability

VIEW ALL RESOURCES ONLINE



Economy filing cabinets



PVC handles with integrated label holders

(labels not supplied)

Lock on every other drawer

Ball-bearing runners

that open to 80% depth

A4-format suspension file drawers

2 heights: 67.2 / 128.2 cm
(W. 41.3 x D. 40 cm)

Shade card

Metal



SO



SB



SG

PRICE P.68

Details and availability

VIEW ALL RESOURCES ONLINE





Tubular frame shelving

+ Simple & sturdy



Interlocking parts

For quick, tool-free assembly

T-shaped uprights

Made from steel (thickness 7 mm)

Shelf composed of 3 or 4 crossbars

Made from galvanised steel (200 kg max. load per shelf)

Hardboard shelf tops

Available as an option

Shade card

Metal

Painted uprights



SC

Metal

Galvanised uprights



ZJ

Starter unit



100/125

250
225
200

D: 35/50/70

Add-on



100/125

250
225
200

Made
in France



PRICE P. 69

Details and availability

VIEW ALL RESOURCES

ONLINE





Multi-purpose shelving

+ Optimised & easy-access storage



Stable
Cruciform braces
at the rear

Solid steel shelves
Uprights 35 x 35 mm

**120 kg max.
load**
Per shelf

**Shelving for standard folders
or suspension files**
Metal shelf with rail system

Shade card

Metal

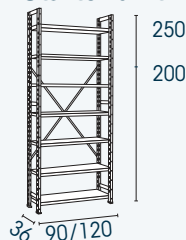


SC / SD
Painted

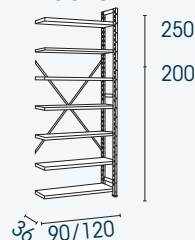


ZJ / ZJ
Galvanised

Starter unit



Add-on



Made
in France



PRICE P. 70
Details and availability
VIEW ALL RESOURCES
ONLINE





Shade card

Metal

Shell and doors



SDSD
Grey/grey



SDSK
Grey/blue

PRICE P.71

Details and availability

[VIEW ALL RESOURCES
ONLINE](#)



Industrial lockers



Clean industrial use

Dirty industrial use

One-piece construction or self-assembly

Lockers include a **shelf-mounted coatrail**

Recessed label holder
(labels not supplied)

Ventilation

Air vents in upper, lower and rear sections

Secured using a padlock hasp
(padlock not supplied)

Fitted with a vertical partition

To separate clean from dirty clothes (only on the models for dirty industrial use)

Metal

Shell and doors



SDSK
Grey/blue



SDQK
Grey/red

PRICE P.71

Details and availability

[VIEW ALL RESOURCES
ONLINE](#)



Multi-compartment lockers



Self-assembly lockers

Shelf-mounted coat rail

Air vents

in upper and rear sections

Theft-proof partitions

between adjacent compartments

Doors secured by means of a padlock hasp
(padlock not supplied)





[] Options



Sloping tops

H. 13 x D. 50 cm

For one-piece construction
or self-assembly lockers



Standard base with legs

H. 15 x D. 50 cm

For self-assembly lockers



Bench base with legs

H. 25 x D. 80 cm

For one-piece construction
or self-assembly lockers



Set of 4 feet

H. 15 cm

For one-piece construction lockers

[] Free-standing benches



.....

Metal base

Tubular square metal legs
(Light grey)


.....

Height-adjustable feet

.....

Slatted seat

Varnished light beech seat
composed of 3 slats







Meeting spaces





Meeting



Karl

BOARDROOM

MEETING

Page 160 ›



Modulo

BOARDROOM

MEETING

Page 164 ›



Arial

BRAINSTORMING

RESTAURANT

MEETING

Page 168 ›



Robin

BRAINSTORMING

MEETING

Page 174 ›



E-meeting

MEETING

Page 176 ›



Ping

MEETING

Page 178 ›



Martin

BRAINSTORMING

MEETING

Page 180 ›



Chatbox

MEETING

Page 184 ›



Flip-top tables

TRAINING

Page 188 ›





Emi

- TRAINING
- RESTAURANT
- MEETING

Page 190 ›



Multi-purpose tables

- TRAINING
- RESTAURANT
- MEETING

Page 191 ›



Easy-access tables

- RESTAURANT
- MEETING

Page 192 ›



Folding tables

- TRAINING
- RESTAURANT
- MEETING

Page 193 ›



Eloïse

- RESTAURANT
- MEETING

Page 194 ›



Evasion

- RESTAURANT
- MEETING

Page 198 ›



Clara

- RESTAURANT

Page 201 ›



Lucie

- RESTAURANT

Page 202 ›



Iris

- RESTAURANT

Page 203 ›





Karl

SMART, ELEGANT TABLES FOR SOPHISTICATED MEETING ROOMS

The clean lines, elegant style and fine materials of the KARL range will add a touch of sophistication to any meeting room.

Made
in France





KARL meeting tables are available with resistant, soft-touch worktops in Forbo linoleum or Black velvet melamine. The tables come in different shapes and sizes, including a model that seats up to 20 people.



Zooms



Cable management

Cables and wires are routed up to the worktop behind a screw-on cover in matching finish to the leg (worktop with top-access version)



Soft-closing dual hinged top-access module

In a matching finish to the worktop



Smart & sophisticated

Elegant workspaces

Clean lines and high-quality materials
(solid oak legs)

Choice of unique soft-touch finishes

Options


- Melamine (MK): highly resistant, velvety finish
- Forbo furniture linoleum: soft, matt finish (see shades on p. 284)

Multiple shapes and sizes

Square and rectangular models
seating 6 to 20 people

Discreet cable management

Cables routed along the legs, with top-access modules
in a matching finish to the worktop





Configure KARL



Configuration ideas



Choose chairs to suit your style

BIP easy chairs for a warm, inviting look

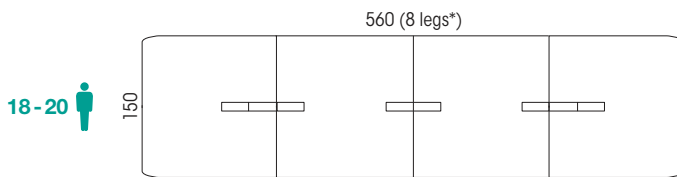
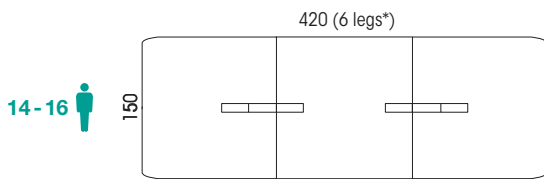
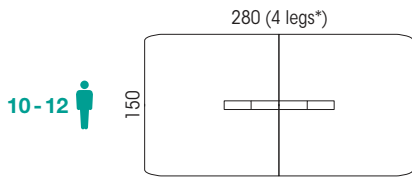


SCOTT chairs for a contemporary feel

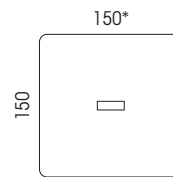
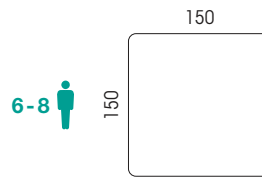


Overview

Rectangular tables



Square tables



The KARL range also includes executive desks p. 60

* Worktops with top-access:
Tables W. 150/280/420 cm include 1 leg with cable management
Table W. 560 cm includes 2 legs with cable management



Meet & discuss

The square model is ideal for smaller meeting rooms or for creating a discussion space in an office

Shade card

Melamine
Worktops (thk 25 mm)



Linoleum
Worktops (thk 20.6 mm)



Wood
Legs



Metal
Table structure, legs of storage units



PRICE P. 74
Details and availability

VIEW ALL RESOURCES ONLINE





Modulo

MODULAR MEETING TABLES WITH DIRECT CONNECTIVITY

The MODULO tables can be combined to create open and closed layouts of different sizes, making them ideal for large meeting and conference rooms. Extension kits are available for even greater size flexibility.

Made
in France



Antibacterial
surface



The range also includes stylish connectivity solutions to keep the meeting area neat and tidy.

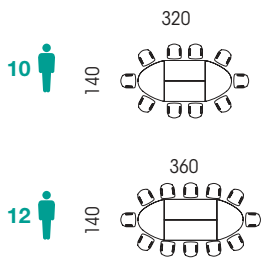




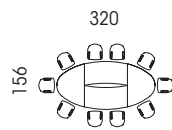
Configure MODULO

Overview

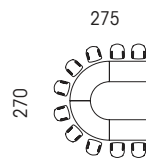
Oval tables



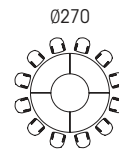
Elliptical tables



U-shaped tables



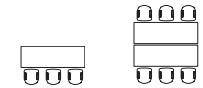
Round table



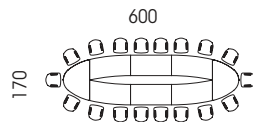
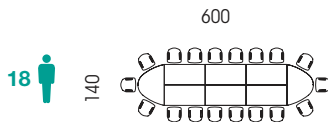
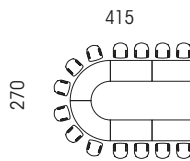
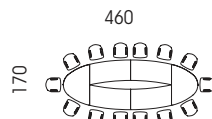
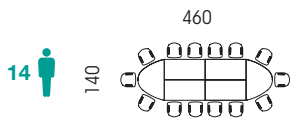
Extension kits



W. 140 cm
For 2 or 4 people

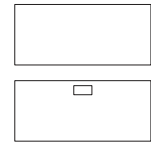


W. 180 cm
For 3 or 6 people



* If you require a custom layout,
please contact your sales representative

Cable management



3 legs options



Panel legs
(melamine)



Round legs
(metal)



Square legs
(metal)





Choose from our suggested layouts or design your own



Shade card

Melamine
Worktops (thk 38 mm)
Legs



Worktops
(thk 30 mm)



Metal
Legs



Choice of worktops
Melamine
(thk 30 or 38 mm)
4 shapes
(rectangular, curved,
elliptical and corner angle)

Endless layout possibilities

- Oval, elliptical, round or U-shaped table
- For 10 to 18 people, or create your own custom layout*

Connectivity solutions
Tables come either plain (for table-top power docks) or pre-drilled for top-access modules with an integrated cable trough

PRICE P. 75
Details and availability

VIEW ALL RESOURCES ONLINE





Arial

FLEXIBILITY FOR AGILE WORKSPACES

The ARIAL tables are all about versatility, with different heights and depths to suit various meeting/training scenarios. Some models can also be fitted with castors.





The castor-mounted versions provide even more flexibility, allowing users to quickly re-organise a room for different activities.



2 legs options



◀ **Bridge legs**
Height 73.5
or 104.5 cm



◀ **Mobile bridge legs**
Height 73.5
or 104.5 cm



Simple & agile



Standard height
H. 73.5 cm



High tables
H. 104.5 cm



.....

Multiple shapes and sizes

Square or rectangular tables seating 2 to 16 people

.....

Versatile

The narrower tables are perfect for training areas and waiting rooms

.....

User-friendly & stable

Footrest to increase user comfort, and bracing wires for added stability

.....

Cable management options

Cable ports for direct connectivity or central dual hinged top-access module



Configure ARIAL

 Mobile versions for day-long flexibility



Concentrate

Quiet, focused work

Each member of the team has their own quiet workspace. The SOLANGE screens provide privacy so that everyone can concentrate



Brainstorm

Project mode

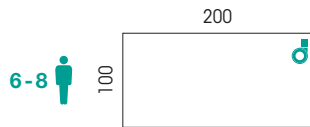
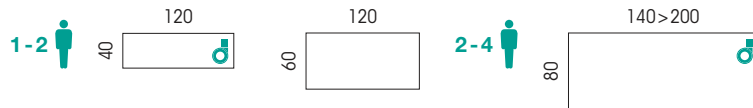
The team quickly rearrange the workspace for a brainstorming session. The MARTIN mobile multimedia unit allows the team to check in with colleagues who are working from home. The castor-mounted SOLANGE screens can be tidied away easily to create more space



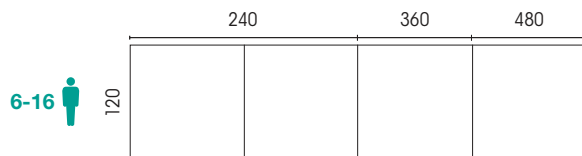
Overview

Rectangular tables

Height 73.5 or 104.5 cm



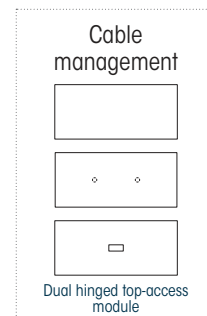
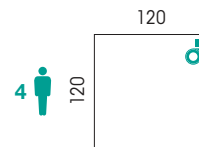
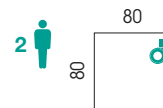
Castor-mounted version available



The ARIAL range also includes desks p. 106

Square tables

Height 73.5 or 104.5 cm



Shade card

Melamine

Worktops (thk 25 mm)

- MG (Light pink)
- N5 (Light beige)
- MA (Light wood)
- R2 (Medium wood)
- RI (Light wood)
- R3 (Medium wood)
- N6 (Dark wood)
- M9 (Dark grey)
- MK (Black velvet melamine)

Metal Legs

- SO (Light yellow)
- SA (Grey)
- SC (Dark grey)
- SG (Black)



Relax

Boost team spirit

After a long day at work, the team can unwind together with a quick game of table tennis. The PING meeting table (p. 178) instantly converts into a table tennis table, perfect for letting off a bit of steam and promoting team-building through friendly competition

PRICE P. 80

Details and availability

VIEW ALL RESOURCES ONLINE





Robin



ROBIN table, p. 174 - ELIOTT ergonomic draughtsman chairs p. 216 - ARMAND cupboard, p. 140

SOFT, NATURAL LINES

The ROBIN range is instantly recognisable thanks to its elegant beech legs and Scandi-inspired design. Its soft, curved lines will bring warmth and tranquillity to any workspace. The comprehensive range is suitable for executive offices, open-plan workspaces and meeting rooms.



Made
in France



Antibacterial
Surface



The ROBIN range also includes desks p. 96



On trend & functional

Standard height
H. 73.5 cm



High tables
H. 104.5 cm



Cable management options


Cable ports for direct connectivity or central dual hinged top-access module

Comfortable

Footrest with bracing rods for optimum stability

Shade card

Melamine
Worktops (thk 25 mm)



Metal
(footrest, brackets)

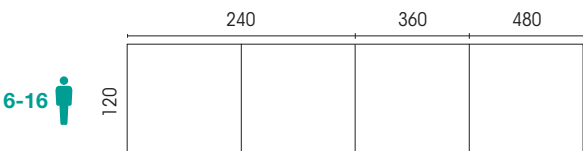
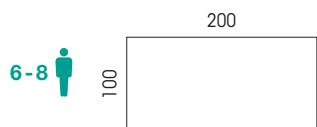
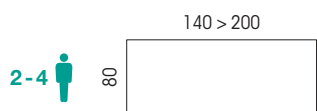


Wood
Legs

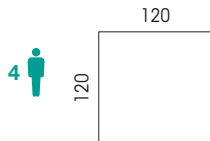
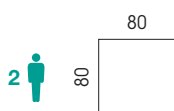


Overview

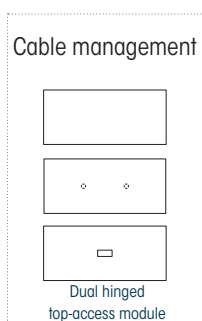
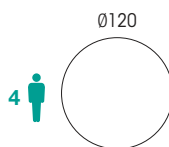
Rectangular tables



Square tables



Round table



PRICE P. 83

Details and availability

VIEW ALL RESOURCES ONLINE





E-meeting

A MUST FOR HYBRID WORKSPACES

Designed in response to new ways of working, E-MEETING is a fully connected solution for presentations and video conferences. Its multimedia wall, complete with power and data feeds and concealed cabling, accommodates a flatscreen monitor, and top-access modules in the tables provide direct connectivity for users. This turnkey solution is ideal for modern, hybrid workspaces where organisation and connectivity are key.

Made
in France



OSCAR draughtsman chairs, p. 220



Modern & connected

Shade card

Melamine
Worktops (thk 38 mm)
Multimedia wall
(thk 19 mm)



Metal
Tulip base, multimedia
wall frame



Multimedia wall

With concealed cable routing for a flatscreen monitor
(monitor arm/bracket to be ordered separately)



Two heights available

High (H. 105 cm) or
standard (H. 73.5 cm)

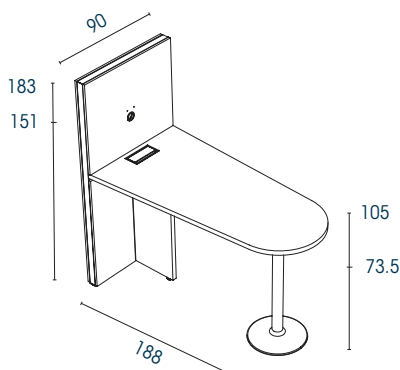
Metal cable trough included

In a matching finish to the wall
frame/tulip base



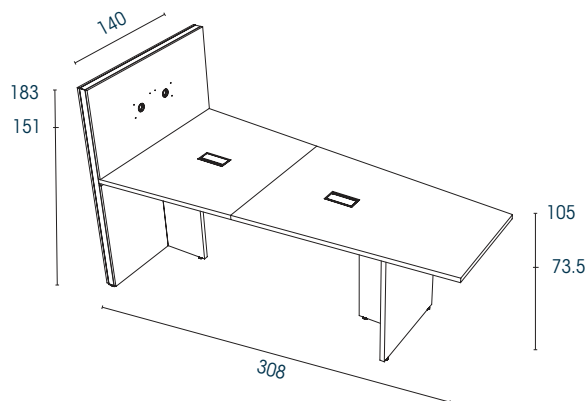
Overview

Curved worktop



Tulip base

Trapeziform worktop



Panel legs

PRICE P. 85

Details and availability

**VIEW ALL RESOURCES
ONLINE**





Ping

THE MEETING TABLE THAT GETS THE MIND AND BODY MOVING

Lighten the mood after long meetings with the PING table. The 6-seater table transforms in seconds into a fully functional ping-pong table complete with net, rackets and balls. The soft colours and styling create a warm, contemporary look.

Made
in France





Work & relaxation

Transforms in seconds

Extendable net with adjustable posts to fit different worktop thicknesses



Ping-pong kit included

1 net, 2 paddles and 2 balls



Hard-wearing

Shock- and scratch-resistant melamine top

Soft, natural colours

Combined with solid beech legs, to create a pleasant space for work and relaxation alike

[Option] Option



Storage drawer for the ping-pong kit

Shade card

Melamine

Worktop (thk 25 mm)



M7*

* White edge banding

Metal/Solid wood

Legs



ZOMS

PRICE P. 86

Details and availability

VIEW ALL RESOURCES ONLINE





Martin

A USEFUL ADDITION TO ANY AGILE WORKSPACE

Brainstorming sessions, presentations, informal meetings... MARTIN will come in useful in all kinds of office settings. It's a multimedia wall, whiteboard and storage cupboard all in one. Simply turn it around depending on which side you need.

Made
in France





The unit is castor-mounted so it can be moved around easily, and comes with discreet cable management solutions to keep things tidy. It's a smart concept that will make a useful addition to any agile workspace.



Mobile & connected

Double-sided unit

With storage compartment



Single-sided unit

With multimedia wall



Double-sided unit

With ZELIE foot stools



Mobile

Easy to move around thanks to the 4 castors (all floor types; 2 with brakes) and sturdy frame

Connected

- Includes a bracket for flatscreen monitors up to 55 inches
- Direct connection via optional circular socket port in the front panel (see price list p.133)
- Discreet cabling, concealed behind easily removable rear panels

Magnetic whiteboard

Dry-wipe surface, with magnetic strip at the top

[] Zooms



Whiteboard

With integrated pen tray



Clip-on strap

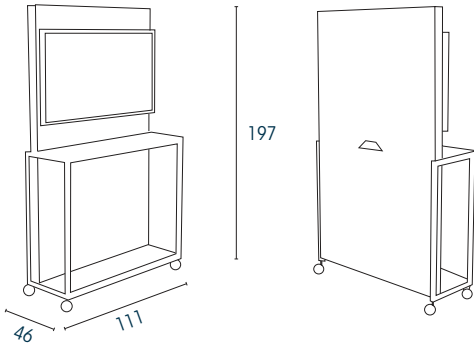
To secure the ZELIE foot stools



Overview

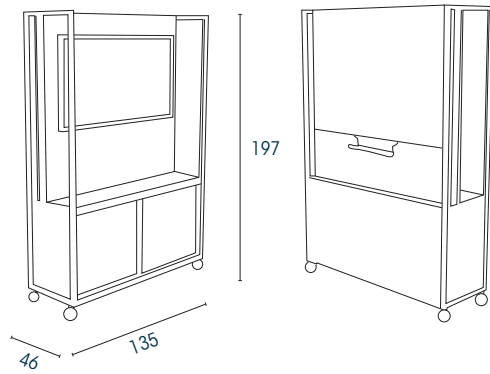
Single-sided unit

With multimedia wall




Double-sided unit

With closed storage compartment



Front: Multimedia wall + storage compartment (2 sliding doors)
Back: Whiteboard

With open storage compartment



Front: Multimedia wall + open storage compartment (for optional ZELIE foot stools)
Back: Whiteboard

Shade card

Melamine
Storage compartment & shelves (thk 19 mm)



Central panel



Metal
Frame, pen tray



Cable reel
On both sides

PRICE P. 86
Details and availability

VIEW ALL RESOURCES ONLINE





Chatbox

PRIVACY, QUIET & COMFORT FOR BUSY WORKSPACES

The CHATBOX acoustic pods are an alternative to conventional meeting rooms. Their small footprint means they can easily be installed in shared workspaces to give employees a quiet, private space to get some work done, chat with a colleague, or make phone calls. The innovative concept optimises shared workspaces in a way that boosts both productivity and employee well-being.





Quiet & connected

Effective, silent ventilation

Continuous fresh air supply

.....

Reversible door

Hinges on right or left (to be decided upon installation)
Magnetic closing system

.....



.....

Connectivity solutions

Built-in power socket
and USB-A port

.....


LED lighting

Controlled by a presence
detector

.....

Stylish

Black or white metal
external side panels
(attached with magnets)





TOM stool, p. 224

Configure Chatbox



CHAT

Add a TOM active-sitting stool for quick phone calls.



FOCUS

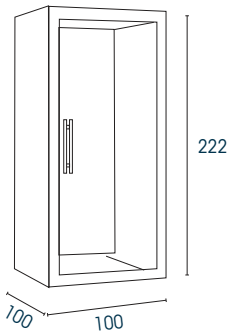
Escape from the bustle to get some focused work done. Available with a fixed desk or an electric HA* sit-stand desk.



Overview

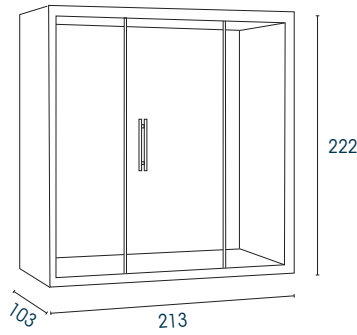
Pods

CB1



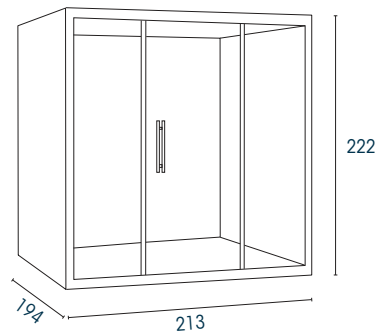
1 With writing shelf

CB2



1-4 Unfurnished
With fixed central table
With electric HA lateral table

CB4




4-6 Unfurnished
With fixed central table

Shade card

Metal
External side panels,
legs



Fabric
Bench seats



Options



2-person bench seat



Centrally positioned table



Monitor bracket



MEET

All the pods (2, 4 or 6 people) have built-in cable management solutions for easy connectivity.

PRICE P. 87
Details and availability

VIEW ALL RESOURCES ONLINE

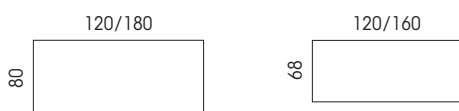




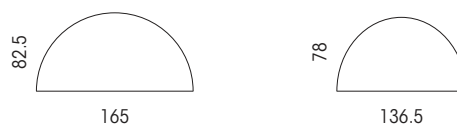
Flip-top tables

Overview

Standard worktops



Half-moon extensions



Made
in France





Simple & handy

Multi-purpose

Suitable for training areas and meeting rooms

Easy to rearrange

Simple, rapid system so furniture can be rearranged easily



Fabric modesty panel

(optional)

Mobile

4 castors, incl. 2 with brakes (suitable for all floor types)

Shade card

Melamine

Worktops (thk 25 mm)



MG



N5



MA



R2



RI



R3



N6



M9



MK

Black velvet melamine

Metal

Legs



SO



SA



SG

Quick and easy assembly



Safe, easy-to-use folding mechanism



Tool-free assembly
Using thumbscrews (included)



Optimised storage
With their tops tilted, the tables can be nested for storage

PRICE P. 88

Details and availability

VIEW ALL RESOURCES ONLINE





Emi

+ Mobile & Flexible



Unique style

Matching tables and chairs

Elegant touches

Chrome legs and castors, and black edging to match the modesty panel

Optimised storage

Easily stackable

Mobile

Castors for soft or hard floors

Shade card

Melamine

White worktop (thk 25 mm) with black edging



MM

Metal

Legs



SQ



Safe, easy-to-use folding mechanism



Matching chairs available, see p. 240

Made in France



Antibacterial surface

PRICE P. 113

Details and availability

VIEW ALL RESOURCES ONLINE





Multi-purpose tables

+ Economical & functional



Graphite grey structure with height-adjustable stabilizer feet

Multiple layout possibilities
Standard, half-moon and trapeziform worktops

Shade card

Melamine
Worktops (thk 25 mm)



MG



N5



R2



R1

Metal
Legs



SO



SA



SC



PRICE P. 89
Details and availability
VIEW ALL RESOURCES
ONLINE





Shade card

Melamine

Worktops (thk 25 mm)



MG



N5



MA



R2



RI



R3



N6



M9



MK

Black velvet
melamine

Metal

Legs



SA

Easy-access tables

+ Lightweight & modular

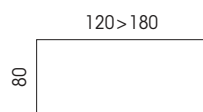


Open-sided leg design
For better accessibility

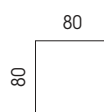
**Round, square and
rectangular models available**
(H. 73.5 cm)

Overview

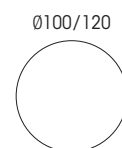
Rectangular table



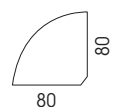
Square table



Round table



90° corner link



PRICE P. 90

Details and availability

**VIEW ALL RESOURCES
ONLINE**



Made
in France





Folding tables

+ Easy to store



Made
in France



Modular

Rectangular and half-moon tables
H. 72 cm

Edging in matching finish to worktop



Free-standing

Rectangular tables

Double steel reinforcement rod under
the worktop



Option: Storage trolley

Useful for transport and storage

Capacity

- 10 folding tables
- 20 chairs (4 feet) for shared spaces,
or 14 folding chairs

Strap included for the securing of folding chairs



Shade card

Melamine

Worktops (thk 25 mm)



MG



N5



R2



RI

Metal

Legs



SQ

Melamine

Worktops (thk 18 mm)



GR

Light grey

Metal

Legs



SG

PRICE P. 91

Details and availability

**VIEW ALL RESOURCES
ONLINE**





Eloise

FOR MEETING ROOMS AND EATING AREAS

Perfect for fitting out meeting and/or restaurant spaces, the ELOISE free-standing tables offer an extensive choice of leg designs and worktops.

Made
in France





By combining a high degree of practicality with a sturdy design, this range answers all of your furnishing needs. ELOISE also includes a number of cable management solutions for meeting rooms.



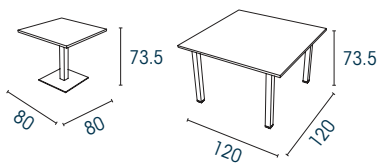
Overview

Round tables



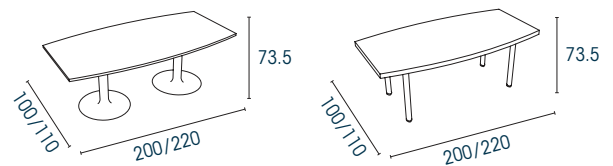
Melamine (thk 25 or 38 mm)
Laminate (Ø120 cm only)

Square tables



Melamine (thk 25 or 38 mm)
Laminate (only for tables with central stem leg)

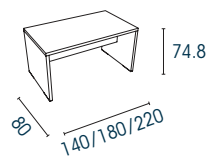
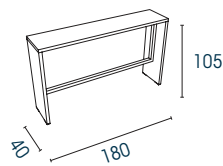
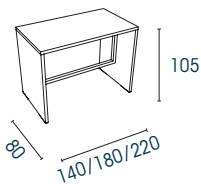
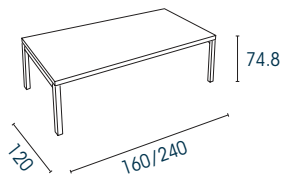
Barrel-shaped tables



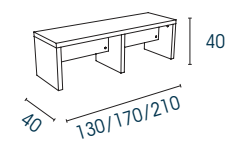
Melamine (thk 25 or 38 mm)

Rectangular tables

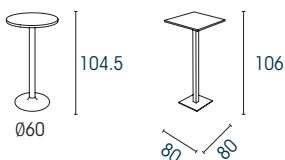
Melamine (thk 38 mm)



Bench unit



High tables



Melamine (thk 25 mm)
or laminate



Ultra-versatile tables



Shade card

Melamine

Worktops (thk 25 or 38 mm*)



MG



N5



MA



R2



RI



R3



N6



M9



MK

Black velvet melamine

* 38 mm worktops only available in MG, RI, N6 and M9

Laminate

Worktops (thk 23.6 mm)



HZ



VW

Metal

Legs



SO



SA



SD



SG

PRICE P. 92

Details and availability

VIEW ALL RESOURCES ONLINE



Choice of shapes

- Square, round, or rectangular
- High versions for coffee breaks

Choice of material

Laminate or melamine

Two heights available

- High versions
H. 105 / 106 cm
- Standard versions
H. 73.5 / 74.8 cm

Multi-purpose

- Suitable for both meeting rooms and eating areas.
- The narrow bench unit (D. 40 cm) provides a useful space for coffee breaks or quick work tasks.

Connectivity solutions

Plain worktops, or worktops with built-in cable management:

- Cable ports on round and square tables
- Top-access modules on rectangular and barrel-shaped tables (except version with panel legs)



Evasion

NATURAL STYLE

The EVASION range subtly combines metal and natural beech for a light, contemporary look. Matching chairs are available for all the tables.

Made
in France





Available in several shapes and sizes, EVASION fits in just as easily in restaurant spaces as it does in meeting rooms.



Shade card

Laminate

Worktops (thk 23.6 mm)



HZ



VW

Metal/Wood

Legs



ZOMS



ZPMS

Evasion

+ Modern & natural



Natural style

Solid beech legs

Choice of shapes

Round and rectangular tables

Two heights

High (H. 105 cm) or standard (H. 73.5 cm)

Easy-clean & hard-wearing

Stain- and scratch-resistant laminated worktops

Zooms



Metal underframe

Black or white to match the worktop



Plywood edge banding

Beechwood finish

PRICE P. 94

Details and availability

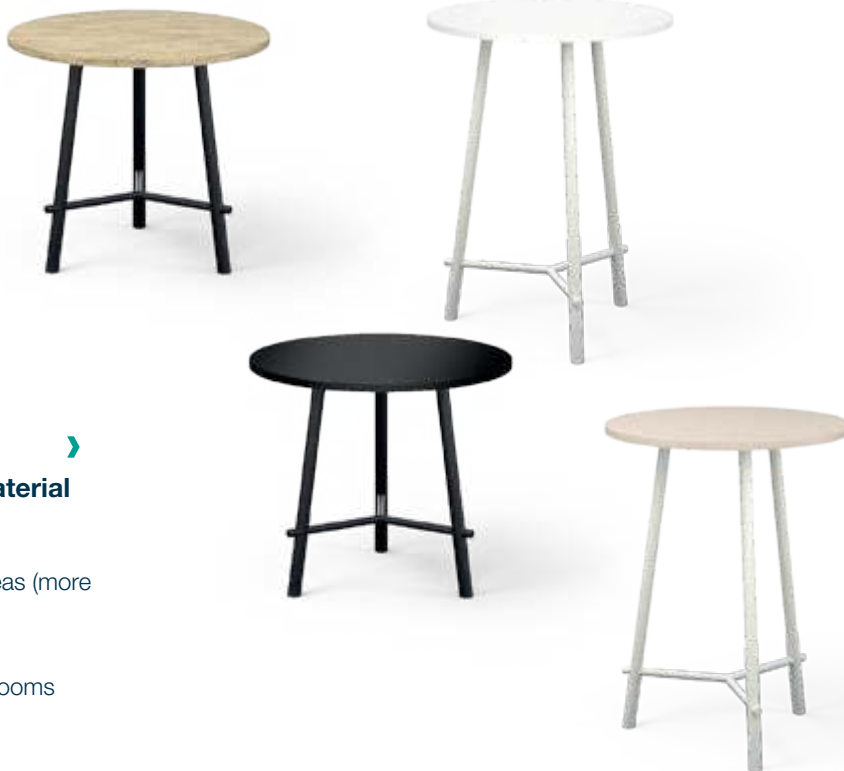
**VIEW ALL RESOURCES
ONLINE**





Clara

+ Elegant lines



Choice of material

Laminate

- For eating areas (more resistant)

Melamine

- For meeting rooms

Contemporary style

Geometric design for a light, airy look

Two heights

High (H. 105 cm) or standard (H. 73.5 cm)

Shade card

Melamine

Worktops (thk 25 mm)



MG

N5




MA

R2




RI

R3



N6

M9



MK

Black velvet melamine

Laminate

Worktops (thk 23.6 mm)



HZ

VW

Metal

Legs



Z0

ZP

PRICE P. 94

Details and availability

VIEW ALL RESOURCES ONLINE





Lucie

+ For outdoor and indoor use



Two heights

73.5 or 105 cm
(both with a 60 x 60 cm table top)

Outdoor use

Metal table top and legs
with anti-corrosion coating

Indoor use

Metal legs and melamine
table top

Shade card Indoor

Metal
Legs



ZP

Melamine

Worktops thk 25 mm



MG



N5



MA



R2



RI



R3



N6



M9



MK*

Outdoor

Metal

Worktops**, legs



SG

Made
in France



* MK Black velvet melamine ** Metal thk 3 mm

PRICE P. 95

Details and availability

VIEW ALL RESOURCES


ONLINE





Iris

+ Space-saving outdoor tables



Two heights
73 or 110 cm
(both with Ø 69 table top)

Resistant to humidity and UV rays
Metal table top and legs with
anti-corrosion, UV-resistant coating

Easy storage
Fixed- or folding-top
tables

Shade card

Metal
Worktop, legs



SO



Safe, easy-to-use
folding mechanism



PRICE P. 95
Details and availability
VIEW ALL RESOURCES
ONLINE







Seats





Office chairs



Seven
Forward axis tilt

EXECUTIVE

Page 210 ›



Attitud
Synchro ergonomic

EXECUTIVE

Page 211 ›



Elton
Forward axis tilt

EXECUTIVE

Page 212 ›



Manhattan
Forward axis tilt

EXECUTIVE

Page 213 ›



Harly
Forward axis tilt

EXECUTIVE

Page 213 ›



Coach
Synchro comfort or ergonomic

ERGONOMIC

Page 214 ›



Opus
Synchro comfort, ergonomic or ergo+

ERGONOMIC

Page 215 ›



Elliott
Synchro self-regulating or lateral (both with seat depth adjustment)

ERGONOMIC

Page 216 ›



Leon
Synchro ergonomic or lateral

ERGONOMIC

Page 218 ›



Oscar
Synchro self-regulating,
comfort or ergonomic

ERGONOMIC

Page 220 ›



Alter
Synchro

OCCASIONAL USE

Page 222 ›



Mia
Permanent contact

OCCASIONAL USE

Page 223 ›



Tom
Active-sitting stool
Pivots 360°

SIT/STAND

Page 224 ›



Globe XXL
Synchro
ergonomic

LARGER SIZE

Page 226 ›



24H Pro
Forward axis tilt

INTENSIVE

Page 226 ›



Polyurethane
Height-adjustable
Highly resistant

TECHNICAL

Page 227 ›



Multi-purpose stool
Height-adjustable

TECHNICAL

Page 227 ›





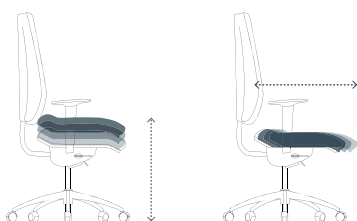
80%

of cases of work-related musculoskeletal disorders in 2021/22 affected the upper limbs, neck or back of workers*

How to adjust your office chair

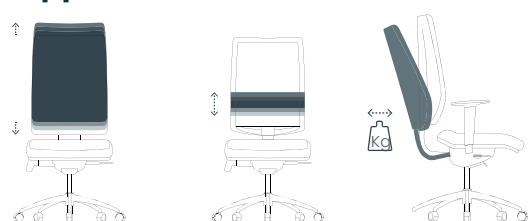
No two human bodies are exactly the same, so it's very important to adjust your office chair to suit you. Correctly adjusting your chair will help relieve muscle tension and prevent musculoskeletal disorders and back pain.

Adjust your seat



Adjust the height and depth of the seat

Make sure your back is supported



Adjust the height of the backrest and/or the lumbar support
Adjust the backrest tilt angle and tension



Spotlight on EOL's seat mechanisms



Permanent contact

Thanks to a system of articulations in the chair's backrest.

The backrest follows the movements of the user's back, thereby staying in 'permanent contact' with it, independently of the seat, which remains static.



Tilting

These mechanisms tilt the backrest and the seat backwards in tandem, at the same angle. EOL chairs feature two types of tilt mechanism:

1 - Central axis tilt: the pivot point is centred under the seat.

2 - Forward axis tilt: the pivot point is located nearer the front of the seat, creating a more natural movement.



Synchro

On chairs with synchro tilt mechanisms, the backrest and the seat tilt together, but at different angles.

This provides optimum support for the whole body, meaning greater comfort for the user. At EOL we have chairs with 4 different types of synchro mechanism:

Self-regulating: automatic adjustment of the backrest tension.

Comfort or Lateral: the backrest tension is adjusted using a handwheel under the side or front of the seat. The seat depth cannot be adjusted.

Ergonomic: the backrest is adjusted using a lever under the side of the seat. The seat depth can also be adjusted.

Ergo+: works in the same way as the Ergonomic mechanism, but incorporates a negative seat tilt mechanism and allows for a greater range of movement.

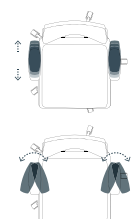
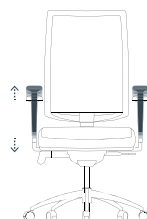
Think about your neck



Add a headrest

Our range includes height-adjustable and tilting models

Relieve strain on your shoulders



Add armrests

1D : Vertical adjustment only

3D : Vertical adjustment, lateral adjustment (left/right) and depth adjustment (front to back)

4D : like 3D armrests, but can be rotated too for optimal adjustability



Seven

+ Distinguished & contemporary



Contemporary

Clean, modern lines

Generous headrest

Full-width fixed headrest for optimum neck support

Smart & stylish

Legs/fixed armrests in chrome finish

Shade card

Leather

Office chair



YB

Faux leather

Visitor chair



YA

Aluminium

Base



SQ

Chrome

Mechanism



Forward axis tilt



PRICE P. 98

Details and availability

VIEW ALL RESOURCES
ONLINE





Attitud

+ Refined & comfortable



Generous headrest
Full-width fixed headrest for optimum neck support

Optimum back support
Height-adjustable backrest (+ 6 cm)

Comfortable seat
Ample, comfortable seat (51 cm)

Elegant finish
Fabric-covered backrest (both sides)
Soft-touch 4D armrests

Shade card

Leather
Seat and backrest



YB

Fabric
Seat and backrest



Cat. A
BONDAÏ



Cat. B
**STEP / STEP
MÉLANGE / CHILI**



Cat. C
SECRET

Nylon / Aluminium
Base

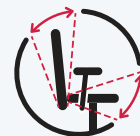


SV
Black



SQ
Chrome

Mechanism



Synchro
Ergonomic
with seat-depth
adjustment

Made
in France



PRICE P. 98
Details and availability
**VIEW ALL RESOURCES
ONLINE**





Elton

+ Extolling the virtues of mesh



Versatile

Ideal for workspaces and meeting rooms



Gentle support

- Full backrest-to-seat mesh for optimum breathability and comfort
- Flexible backrest that follows the user's movements

Comfortable seat

Seat curvature accentuated towards the front to provide commodious thigh and knee support

Shade card

Mesh

Seat and backrest



TI

Mechanisms



Forward axis tilt (executive chair)



Rocking mechanism (chair)



PRICE P. 99

Details and availability

VIEW ALL RESOURCES
ONLINE





Manhattan



Generous headrest

Full-width fixed headrest for optimum neck support



Elegant styling

Fixed chrome armrests with soft-touch sleeves

Shade card

Leather

Full grain leather
Seat and backrest



YB
Black



YC
White

Mechanism



Forward
axis tilt

PRICE P. 99

Details and availability

**VIEW ALL RESOURCES
ONLINE**



Harly



Generous headrest

Full-width fixed headrest for optimum neck support



Elegant styling

Fixed chrome armrests with soft-touch sleeves

Shade card

Leather

Crust leather
Seat and backrest



YB
Black

Mechanism



Forward
axis tilt

PRICE P. 99

Details and availability

**VIEW ALL RESOURCES
ONLINE**





Coach

+ Elegant & comfortable



Optimum neck support

Tilting (30°) and height-adjustable (+ 6 cm) headrest

Comfortable seat

Seat curvature accentuated towards the front to improve blood circulation

Optimum back support

- Height-adjustable fabric seat (+ 6 cm)
- Mesh backrest with lumbar support (+ 6 cm)

Shade card

Fabric

Seat and backrest



Cat. A
BONDAl



Cat. B
STEP / STEP
MÉLANGE/CHILI



Cat. C
SECRET



Cat. E
LEATHER

Mesh

Backrest



IL

Nylon/Aluminium

Base

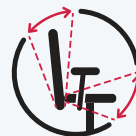


SV
Black



SQ
Chrome

Mechanisms



- Synchro
- Comfort
 - Ergonomic with seat-depth adjustment

Made
in France



Excl. armrests



PRICE P.100

Details and availability

VIEW ALL RESOURCES
ONLINE





Opus

+ Classic & customisable



Optimum neck support

Tilting (40°) and height-adjustable headrest (+ 6 cm)



Comfortable seat

Generous, comfortable seat (51 cm)



Ergo+ version for added comfort

- Negative tilt
- 360° rotatable chrome armrests
- Greater range of seat adjustments

Optimum back support

- Height-adjustable (+ 6 cm on fabric/mesh models)
- Optional lumbar support (+ 11 cm; mesh model only)

Shade card

Fabric

Seat and backrest



Cat. A
BONDAl



Cat. B
**STEP / STEP
MÊLANGE / CHILI**



Cat. C
SECRET



Cat. E
LEATHER

Mesh

Backrest



IZ

Nylon / Aluminium

Base



SV
Black



SQ
Chrome

Mechanisms



Synchro

- Comfort
- Ergonomic and ergo+ with seat-depth adjustment

Made in France



Excl. armrests



PRICE P. 101

Details and availability

VIEW ALL RESOURCES

ONLINE





Elliott

[] 3 types of backrest



◀ **Mesh backrest**



◀ **Fabric backrest**
High and low versions available



◀ **Padded backrest**

Made
in France



Excl. padded backrest
& SQ base



Instant comfort

Draughtsman version
High sitting position



Choice of synchro mechanism to suit different usages

Self-regulating (ideal for hot-desking scenarios), or with lateral hand lever (for personalised adjustments)

Comfortable seat

Firm support (injection moulded foam, 40 mm thick), with seat-depth adjustment mechanism

Optimum back support

Fixed mesh or fabric backrest with adjustable lumbar support (+ 6 cm)

Zooms



3D armrests
In soft-touch finish



Seat-depth adjustment
Adjustment button built into the seat

Shade card

Fabric

Seat and backrest



Cat. A
BONDAÏ



Cat. B
STEP
STEP MÉLANGÉ
CHILI



Cat. C
SECRET



Cat. E
LEATHER

Polypropylene

Backrest



Black



White

Mesh

Backrest



IR
White



IW
Black

Nylon / Aluminium

Base



SV
Black



SQ
Chrome

Mechanisms



Synchro

- Self-regulating
- Lateral hand lever
- Seat-depth adjustment on all models

PRICE P. 102

Details and availability

VIEW ALL RESOURCES ONLINE





Leon

[] 3 types of backrests



◀ **Upholstered backrest**
front/rear



◀ **Upholstered backrest** (front),
polypropylene
(rear panel)



◀ **Mesh backrest**

Made
in France



◦ CONECT desk, p.100 - SOLANGE screen, p.116 -
◦ GUSTAVE tower, p.128 - Open storage box, p.133



Customisable at will

Neck comfort
Adjustable headrest



Seat comfort

- Firm comfort (moulded seat thk 46.2 mm)
- Lateral mechanism with seat translation

Decorative

The version with upholstered back brings a touch of colour to the space

Back comfort

Intuitive height adjustment (fabric + mesh backrest)

Zooms



Armrests

1D or 4D with soft touch sleeve



Slider release buttons

To adjust the height of the backrest

Shade card

Fabric

Back and seat



Cat. A
BONDAÏ



Cat. B
STEP
STEP MÉLANGE
CHILI



Cat. C
SECRET

Polypropylene

Backrest



Black



White

Mesh

Backrest



HB
Black

Metal

Legs

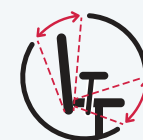


SV
Black



SQ
Chrome

Mechanisms



Synchro

- Lateral hand lever
- Ergonomic with seat-depth adjustment

PRICE P. 103

Details and availability

VIEW ALL RESOURCES ONLINE





Oscar

 2 types of backrest



◀
Fabric backrest



◀
Mesh backrest

Made
in France



For fabric and mesh
backrest, excl. SQ base

⋮ E-MEETING table, p. 176



Style & comfort at an affordable price

Draughtsman version
High sitting position



.....

Choice of synchro mechanism to suit different usages

Self-regulating (ideal for hotdesking scenarios), or with lateral hand lever (for personalised adjustments)

.....

Firm support

Injection moulded foam seat, 50 mm thick

.....

Optimum back support

- Height-adjustable fabric backrest (+ 7 cm)
- Mesh backrest with lumbar support (+ 6 cm)

Zooms



Armrests
1D or 4D, in soft-touch finish



Lumbar support
Built into the mesh backrest

Shade card

Fabric

Back and seat



Cat. A
BONDAÏ



Cat. B
**STEP
STEP MÉLANGE
CHILI**



Cat. C
SECRET

Polypropylene

Backrest



Black



White

Mesh

Backrest



IW
Black

Nylon / Aluminium

Base



SV
Black



SQ
Chrome

Mechanisms



Synchro

- Self-regulating
- Comfort
- Ergonomic with seat-depth adjustment

PRICE P. 104

Details and availability

**VIEW ALL RESOURCES
ONLINE**





Alter



Choice of options

- Fabric or mesh backrest
- Fixed or 1D armrests

Soft-floor castors

Dia. 50 mm

Practical

Coat hook on the rear of the backrest

Shade card

Fabric

Back and seat



KE



KC

Mesh

Backrest



TI

Nylon

Base



SV
Black

Mechanism



Synchro

PRICE P. 105

Details and availability

VIEW ALL RESOURCES
ONLINE





Mia



.....
Height-adjustable backrest

Using a handwheel (+ 7 cm) for the permanent contact version

.....
Fixed armrests

Shade card

Fabric

Back and seat



BI
Black



BE
Blue

Nylon

Base



SV
Black

Mechanism



Permanent contact

PRICE P. 105

Details and availability

VIEW ALL RESOURCES ONLINE





Tom

MAINTAINING GOOD POSTURE DOESN'T HAVE TO BE BORING

TOM is a fun seating option designed for occasional use, for example when waiting, making a call, having a quick coffee or for short informal meetings. It is also ideal for a brief rest when working in a standing position.





Dynamic & fun



Active-sitting stool

Active balancing system to activate the lower body and keep you moving

Practical

Easy to move around

Standing or semi-standing position

Height adjusts from 53 to 76 cm

360° swivel seat

For complete freedom of movement

Shade card

Fabric Seat



Cat. A
BONDAI



Cat. B
STEP
STEP MÉLANGE
CHILI



Cat. C
SECRET

Nylon Base



SG



ZY

PRICE P. 106

Details and availability

VIEW ALL RESOURCES ONLINE



Not recommended for use with sit-stand desks, which require an ergonomic chair in the seated position



Shade card

Fabric

Seat and backrest



Cat. A
BONDAÏ



Cat. B
**STEP
STEP MÉLANGE
CHILI**



Cat. C
SECRET

PRICE P. 106

Details and availability

VIEW ALL RESOURCES
ONLINE



Globe XXL



Made
in France



Excl. armrests



GUARANTEE
5
years

150 kg max. load

Heavy-duty recoil mechanism

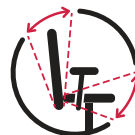
High-density foam padding

Fire-resistant

Metal base

Black lacquered finish

Mechanism



Synchro

- Ergonomic with seat-depth adjustment

Shade card

Fabric

Seat and backrest



UD

PRICE P. 106

Details and availability

VIEW ALL RESOURCES
ONLINE



24H Pro



Intensive use

Designed for 24/7 use

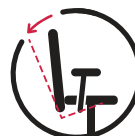
Hard-wearing fabric

Fire-resistant (EN1021-1/2)

Heavy-duty

150 kg max. load

Mechanism



Forward axis tilt





Polyurethane



Specialised chairs for laboratories and workshops, made from polyurethane (highly resistant to stains, chemicals and sparks)

Adjustable seat height/depth (adjustment range dependent on version)

Fixed chrome footrest
(on some models)

Non-slip glides

Made in France



Multi-purpose



Circular seat
Black Bali fabric covering

Gas-lift seat height adjustment
Height + 10 cm

Castors
For soft floors



Shade card

Polyurethane
Seat and backrest



PA

PRICE P. 107

Details and availability

VIEW ALL RESOURCES ONLINE



Shade card

Fabric
Seat



FA

PRICE P. 107

Details and availability

VIEW ALL RESOURCES ONLINE





Chairs



Isabel

- EXECUTIVE
- MEETING SPACES

Page 230 ›



Inventiv

- MEETING SPACES

Page 232 ›



Elton

- EXECUTIVE
- MEETING SPACES

Page 234 ›



Romy

- MEETING SPACES
- EATING AREAS
- TRAINING ROOMS

Page 236 ›



Emi

- MEETING SPACES
- TRAINING ROOMS

Page 240 ›



Scott

- MEETING SPACES
- EATING AREAS

Page 244 ›



Rosalie

- MEETING SPACES
- EATING AREAS
- TRAINING ROOMS

Page 246 ›



Meeting+

- MEETING SPACES
- EATING AREAS
- TRAINING ROOMS

Page 248 ›



Anthra+

- MEETING SPACES
- TRAINING ROOMS

Page 249 ›





Geo

MEETING SPACES

TRAINING ROOMS

Page 249 ›



Evasion

INFORMAL SPACES

EATING AREAS

Page 250 ›



Sofia

INFORMAL SPACES

EATING AREAS

Page 252 ›



Tara

INFORMAL SPACES

EATING AREAS

Page 254 ›



Line

OUTDOOR AREAS

EATING AREAS

Page 256 ›



Gelati

OUTDOOR AREAS

EATING AREAS

Page 258 ›



Spoon

EATING AREAS

Page 260 ›



Tic

EATING AREAS

Page 261 ›



Isabel

THE IDEAL VISITOR CHAIR

The comfortable ISABEL chairs will add a touch of timeless elegance to any meeting room or executive area. Available with a choice of back (low or high) and base (sled or conference), the ISABEL chairs suit a wide range of settings.

Made
in France



Sled base



GUARANTEE
5
years



26
%



Elegant & comfortable

Fabric or mesh backrest

Choose your preferred look and feel (mesh provides added breathability)



Refined finish

Fabric-covered backrest (both sides)



Shade card

Fabric

Seat and backrest



Cat. A
BONDAÏ



Cat. B
STEP
STEP MÉLANGE
CHILI



Cat. C
SECRET

Leather

Seat and backrest



YB
Black

Mesh

Backrest



IN
Black

Metal

Backrest



SB
Grey



SG
Black



SQ
Chrome

Versatile

For workspaces or meeting rooms

Firm, comfortable seat

Durable injection moulded foam, 50 mm thick

Choice of leg design

- Sled base with movement damping
- Conference base (cruciform base, or star base with castors) with tilting mechanism

PRICE P. 110

Details and availability

VIEW ALL RESOURCES
ONLINE





Classic or colourful



Inventiv'

Multi-purpose

For workspaces, meeting rooms, and training rooms

Static and mobile versions

Hard-floor castors (40 mm)

Fabric or mesh backrest

Choose your preferred look and feel (mesh provides added breathability)

Choice of finishes

Black or White mesh,
3 leg colours

Made
in France



4 fixed legs



With writing
shelf



Sled base



GUARANTEE
2
years



Shade card

Fabric

Seat and backrest



Cat. A
BONDAÏ



Cat. B
STEP
STEP MÉLANGE
CHILI



Cat. C
SECRET

Mesh

Backrest



UH
Black



UM
White

Metal

Legs



SP
White



SB
Grey



SG
Black



Zooms



Armrests with writing shelf on right-hand side



Transport trolley
Holds up to 6 chairs
(versions with 4 fixed legs)

PRICE P. 111

Details and availability

**VIEW ALL RESOURCES
ONLINE**





Elton

ERGONOMIC, HI-TECH AND STYLISH

The clever design of the ELTON chairs incorporates a full mesh seat as well as a mesh backrest, for optimum comfort and breathability. The result is a robust yet light and elegant-looking chair that will be at home in any meeting room or executive space.





Light & airy



Fixed armrests



For all floor types

Choice of soft- and hard-floor castors dia. 65 mm

Gentle support

Full backrest-to-seat mesh for optimum breathability and comfort



Comfortable seat

Seat curvature accentuated towards the front to provide commodious thigh and knee support



Supportive backrest

Flexible backrest that follows the user's movements

Shade card

Mesh

Seat and backrest



TI
Black

Nylon

Base



SV
Black

Mechanism

Backrest



Rocking mechanism

PRICE P. 99

Details and availability

VIEW ALL RESOURCES ONLINE





Romy

MODERN AND ECO-FRIENDLY

The ROMY chairs are available in several colours and feature an innovative modular locking design that allows for tool-free assembly. Because there are no screws, the chairs are easy to dismantle and recycle too.

Made
in France





Optional castors, armrests and writing shelves make for lots of customisation possibilities, and the seat and backrest have been designed to provide instant comfort.



Modern & eco-friendly



Multi-purpose


For workspaces, meeting rooms, training rooms and eating areas

Customisable

- Mobile or fixed
- With or without a writing shelf
- Optional cushion pad

Choice of colours

Single colour or two-tone: mix and match the seat and leg colours

- 
ROMY polypropylene chairs are fully recyclable (seats and legs).
 - The seat, backrest and armrests are made from 63% recycled materials
 - The screw-free design allows for easy dismantling and recycling



Shade card

Fabric

Cushion pad

Cat. A
BONDAÏCat. B
STEP
STEP MÉLANGE
CHILICat. C
SECRET

Polypropylene

Backrest, seat,
armrests**PX Grey****PT White****PU Black****PW Yellow****PZ Red**

Metal

Legs

**SB Grey****SP White****SG Black****SX Yellow****ZY Red**

* The seat, backrest and armrests are always in a matching colour. A different colour can be chosen for the legs.

PRICE P. 112

Details and availability

**VIEW ALL RESOURCES
ONLINE**

Instant comfort

Generous seat and enveloping back

Practical

- Durable and easy to clean
- Stackable (up to 15 chairs per trolley)

Removable writing shelf

No tools required

Options



Linking pieces

For chairs without armrests



For chairs with armrests



Emi

EASY TO USE, EASY TO MOVE, EASY TO STORE

The EMI range was created with agile, dynamic workspaces in mind. Thanks to the clever design, a room can be rearranged in a matter of seconds.

Made
in France



Polypropylene
chairs with
fixed or castor-
mounted legs



Fabric-covered
seats with
fixed legs



Fabric-covered
seats with castor-
mounted legs



WARRANTY
5
YEARS



20
%



Both the fixed and the mobile versions are easy to move around thanks to their lightweight structure, and the tables and chairs can be quickly folded up and stored when they are no longer needed. To optimise storage space, up to 20 EMI chairs can be stacked together, either horizontally or vertically.



Stacks vertically & nestles horizontally





Mobile & flexible



Multi-purpose

For workspaces, meeting rooms and training rooms



Several options

- Fixed or folding seat
- With or without armrests
- With or without castors



Optimised storage

Stacks vertically or nestles horizontally (max. 20 chairs)



Instant comfort

Injection moulded foam seat

Shade card

Fabric

Seat



Cat. A
BONDAÏ



Cat. B
**STEP
STEP MÉLANGE
CHILI**



Cat. C
SECRET

* Fabric-covered cushion on polypropylene base in Black (PU) finish

Polypropylene

Seat and backrest



PU
Black

Mesh

Backrest



UH
Black

Metal

Legs



SQ
Chrome

PRICE P. 113

Details and availability

**VIEW ALL RESOURCES
ONLINE**





Scott

COSY & ECONOMICAL

SCOTT's enveloping backrest hugs the user for greater comfort and breathes an air of elegance into workspaces. With different base types and 7 colours to choose from (including 3 made entirely from recycled materials), SCOTT provides a solution for every space and style.

Made
in France





Generous & versatile



Multi-purpose

For workspaces, meeting rooms and eating areas

Generous, comfortable seat

Optional cushion pad



Customisable

- 7 shell colours
- 3 types of legs:
 - 4 wooden legs
 - 4 polypropylene legs
 - Conference chair base

Eco-friendly

3 of the colours are made entirely from recycled materials

Easy-clean

Polypropylene shell

Shade card

Fabric

Cushion pad*



Cat. A
BONDAÏ



Cat. B
STEP
STEP MÉLANGE
CHILI



Cat. C
SECRET



Cat. D
FENICE
VOGUE

Polypropylene

Seat



PB
Snow



QW
Taupe



PM
Powder pink



PN
Turquoise

Recycled polypropylene

Seat



OQ
Black



OZ
Light grey



O9
Brick

PRICE P. 115

Details and availability

**VIEW ALL RESOURCES
ONLINE**





Rosalie

Zooms



Hand lever for adjusting the seat height

Cruciform base: + 13 cm
Castor-mounted base: + 12.5 cm



Writing shelf

Made
in France





Fun & versatile



Shade card

Fabric

Cushion pad



Cat. A
BONDAÏ



Cat. B
STEP
STEP MÉLANGE
CHILI



Cat. C
SECRET



Cat. D
FENICE
VOGUE

Polypropylene

Seat



PS
Cream



PQ
Grey



PJ
Yellow



PR
Black

Metal

Legs



SQ
Chrome



SG
Black

Easy to move

Grab handle built into the seat shell

Campus version

All-in-one version with 360° pivoting writing shelf and built-in storage tray

Multi-purpose

For workspaces, meeting rooms, and training rooms

Generous, comfortable seat

Optional cushion pad

PRICE P. 116

Details and availability

VIEW ALL RESOURCES ONLINE





Shade card

Polypropylene Seat



PT
White



PY
Graphite
grey



PU
Black



PZ
Red



PC
Fir green

Metal 4 legs



SQ
Chrome



SO
White



X1
Graphite
grey



SG
Black



ZY
Red



SW
Fir green

Meeting+

Lightweight

Easy to handle and stack (max. 15 chairs)



Fire-resistant

M2 shell (option)



Colorful

5 choices of seat colour, with
matching legs or chrome legs



Writing shelf (option)

PRICE P. 117

Details and availability

VIEW ALL RESOURCES
ONLINE



Antibacterial
surface



Without
armrests



With writing
shelf



GUARANTEE
2
YEARS



Anthra+



Versatile
Suits lots of styles



Choice of backrest
Fabric or mesh



Stackable
Max. 12 chairs



Without armrests
Without writing shelf



With armrests
Without writing shelf



Geo



Folding



Easy to handle

Versatile



Shade card

Fabric

Seat and backrest



Cat. A
BONDAI



Cat. B
STEP

Mesh Backrest



TI Black

Metal Legs



SB Grey



SG Black

PRICE P. 118

Details and availability

**VIEW ALL RESOURCES
ONLINE**



Shade card

Fabric

Seat and backrest /
Legs



FA/SG
Celestial black
/Black



FG/SG
Storm grey
/Black

Faux leather

Seat and backrest / Legs



YA/SQ
Black / Chrome

PRICE P. 118

Details and availability

**VIEW ALL RESOURCES
ONLINE**





Evasion

NATURAL STYLE

The EVASION range subtly combines metal and natural beech for a light, contemporary look. The matching chairs and tables allow for a fully coordinated solution. Available in several shapes and sizes, EVASION fits in just as easily in eating areas as it does in meeting rooms.

Made
in France





Modern & inviting



Easy to move around
Grab handle built into the backrest

Hard-wearing and easy to clean
Laminated beech plywood seat with oil-treated edge banding



Practical
Galvanised steel non-marking footrest



Elegant styling
Wooden legs with decorative metal inserts (white/black to match the seat, or in another colour)

Shade card

Beech
Seat & leg decoration



VKZOMS
White
Solid beech



VMZPMS
Black
Solid beech

Available with other metal finishes – see general shade card.

PRICE P. 119
Details and availability

VIEW ALL RESOURCES ONLINE





Sofia

CHAIRS WITH RETRO CHARM

SOFIA is a subtle fusion of 50s retro charm and clean Scandinavian styling. This unique combination makes for a highly versatile range. Choose the warmer colours for a fun, uplifting feel, or the cooler tones for a more understated, elegant style.





Retro charm

Multi-purpose

The high stools are perfect for project work and eating areas



Shade card

Polypropylene Seat



PL
Peach



PU
Black



QO
Marsala red



QW
Taupe



QE
Jade green



PD
Almond grey



OW
White

Metal 4 legs



SQ



SG



ZE

Comfortable & commodious

Seat width 44 cm

Easy to clean

Polypropylene shell

PRICE P. 119

Details and availability

**VIEW ALL RESOURCES
ONLINE**





Tara

FLEXIBLE FOR INSTANT COMFORT

The TARA chairs are supportive and flexible at the same time, providing instant comfort. The minimalist use of materials makes for a lighter chair, both in terms of weight and style.





Original & colourful



Lightweight
Easy to move around
and stack (max. 6 chairs/stools)

Flexible backrest
for supportive comfort



Easy to clean
Polypropylene shell



Monochrome
Matching shell and legs

Shade card

**Polypropylene/
Metal**
Seat and legs

-  **PTSO**
White
-  **POZ5**
Garnet red
-  **PPZ6**
Dark green
-  **PUSG**
Black
-  **XKZY**
Red
-  **PIZ7**
Warm grey

PRICE P. 120
Details and availability

**VIEW ALL RESOURCES
ONLINE**





Line

MODERN BISTROT CHIC

LINE is an updated take on 1920s bistrot seating. One-piece polypropylene shells replace the traditional wooden structure to create a modern, weather-resistant chair. The comfortable, practical chairs can be used both indoors and outdoors, lending vintage charm to any break-out or eating areas.





Retro & outdoor



Lightweight
Easy to handle and stack
(max. 6 chairs)

Monochrome
Matching seat shell and legs







Practical and easy to clean
The armrest version can be hung
on tables for easy cleaning of floors

Indoor and outdoor
Resistant to UV rays

Shade card

Polypropylene
Seat and legs

-  **PT**
White
-  **PO**
Garnet red
-  **PP**
Dark green
-  **PU**
Black
-  **QF**
Sand
-  **QG**
Brown
-  **PI**
Warm grey

PRICE P. 120
Details and availability

**VIEW ALL RESOURCES
ONLINE**





Gelati

CONTEMPORARY DESIGN

The GELATI seating range has a contemporary look that fits seamlessly into any environment. The lightweight chairs are resistant to UV rays, so can be used both in indoor and outdoor settings. Choose between 4-leg chairs or high stools, for eating areas or project spaces and other workspaces.





Indoor & outdoor



Multi-purpose

The stools are perfect for high tables in project spaces and eating areas

Indoor and outdoor

Resistant to UV rays and corrosion (white/black legs only)



Customisable

3 choices of leg colour: chrome, black or white



Easy-clean

(polypropylene shell)

Shade card

Polypropylene Seat



PT
White



QA
Grey



PU
Black



PV
Sky blue



QH
Forest green



XK
Red

Metal Legs



SQ
Chrome



SO
White



SG
Black

PRICE P. 120

Details and availability

VIEW ALL RESOURCES ONLINE





Spoon

+ Wood with a splash of colour



**Easy to clean
and hard-wearing**

Laminated seat and backrest

Single- or two-tone seat

White/red or white/blue

Comfortable

Galvanised steel
non-marking footrest

**Stool with gas lift height-
adjustment (+26 cm)**

Shade card

**Melamine
Seat**



VK
White



RN
White/Red



WY
White/Blue



RI
Beech

**Metal
Legs**



SQ
Chrome

PRICE P. 121

Details and availability

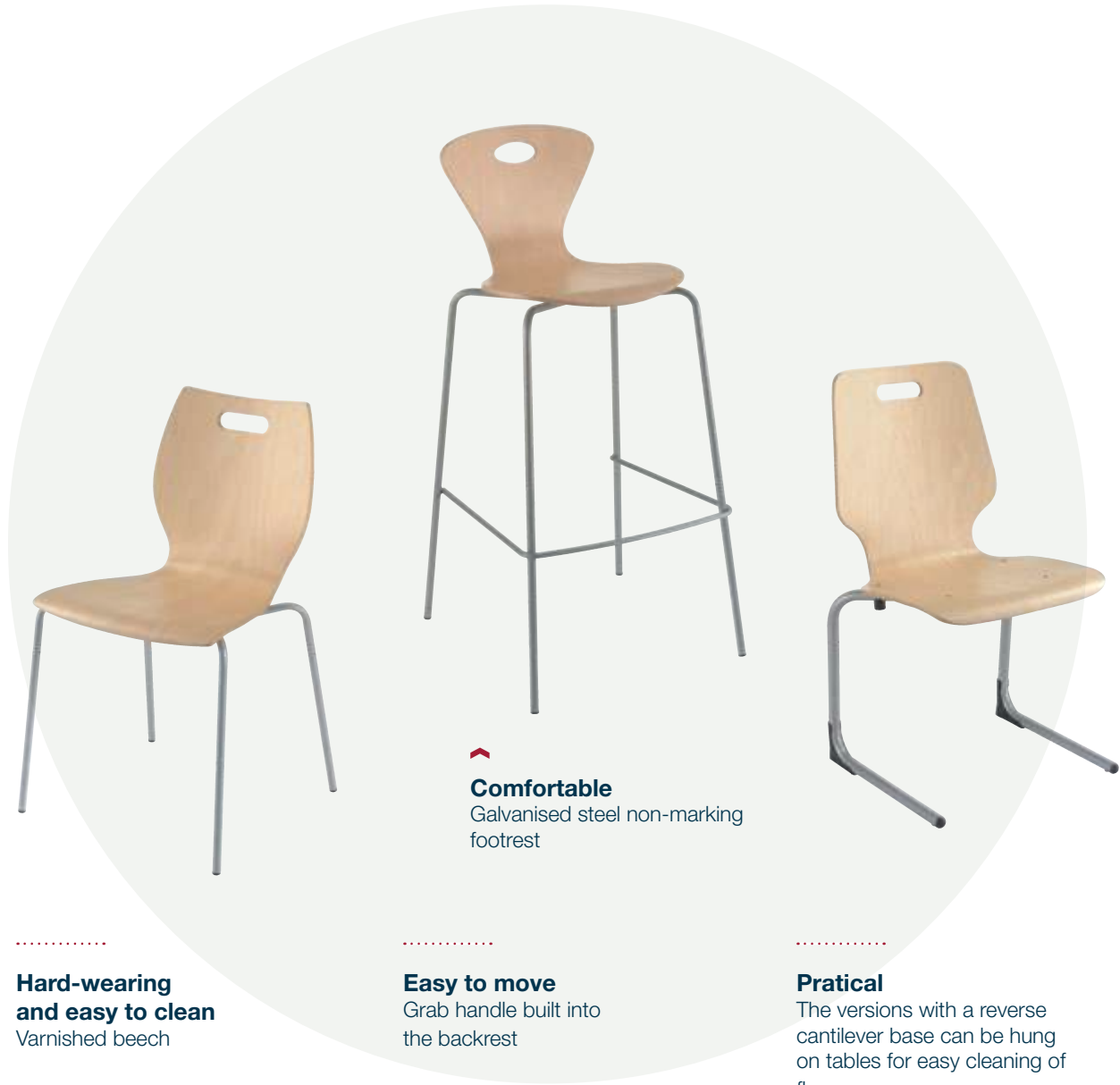
**VIEW ALL RESOURCES
ONLINE**





Tic

+ Ideal for eating areas



Hard-wearing and easy to clean
Varnished beech

Comfortable
Galvanised steel non-marking footrest

Easy to move
Grab handle built into the backrest

Practical
The versions with a reverse cantilever base can be hung on tables for easy cleaning of floors

Shade card

Beech
Seat



WP

Metal
Legs



Aluminium grey

PRICE P. 121
Details and availability

VIEW ALL RESOURCES ONLINE



Chairs



Reverse cantilever



WARRANTY 2 YEARS





Accessories





Accessories



Lighting

Page 266 ›

.....



Decorative plants

Page 268 ›

.....



Recycling bins

Page 270 ›

.....



Coat stands & clothes rails

Page 272 ›

.....



Meeting accessories

Page 273 ›

.....



**Flatscreen
monitor arms**

Page 274 ›

.....



**Multimedia
stands**

Page 277 ›

.....



**Office
accessories**

Page 277 ›

.....



**Power & cable
management**

Page 278 ›

.....



Lamps



^
OL05 - 810 lumens
Articulated arm with
3 adjustment points



^
DL05 - 715 lumens
Linen or wood-effect
lampshade, wooden legs



^
OL08 - 810 lumens
Articulated arm with
2 ball joints



^
OL02 - 450 lumens
5 brightness settings
3 colour temperatures
USB port + induction charger



^
DL08 - 715 lumens
Retro look
Lacquered metal



^
OL07 - 616 lumens
3 brightness settings
3 colour temperatures
Flexible arm



Floor lamps



FL09 - 9059 lumens
Direct/indirect lighting
With/without occupancy sensor

CL05 - 1150 lumens
Linen or wood-effect lampshade
Wooden legs



FL02 - 2100 lumens
Dimmer switch
Chintz lampshade

CL09 - 1100 lumens
Chintz lampshade
Built-in shelf (painted metal)



For other colours, see price list.

PRICE P.124
Details and availability
VIEW ALL RESOURCES
ONLINE





Decorative plants in pots



Grasses
H. 90 to 180 cm



Bonsai Ficus
H. 149 to 180 cm



Bamboo
H. 160 to 200 cm



Meadow grasses
H. 125 cm

Sold as a set
Pot, plant and gravel included

Natural wood
Artificial foliage

Lacquered gloss finish
On round pots

Matt finish
On square pots

Shade card

Lacquered finish

Round pots



07
White



05
Taupe



08
Black

Matt finish

Square pots



0G
White



06
Taupe



0K
Black

Made
in France





Decorative plants in planters



^
Papyrus
H. 127 cm



^
Bamboo
H. 197 cm



^
Wild grasses
H. 70 to 200 cm



.....
Break up large spaces
Different heights available

.....
3 types of plants
Papyrus, Wild grasses,
or Bamboo

.....
Finishing touches
Quartz or limestone
decorative gravel

.....
**Lightweight
& high-quality**
Fibrestone planter

Shade card

Fibrestone



OG
White



OF
Black



Join us in doing your bit for the planet: for every planter purchased, real trees are planted.

Made
in France



PRICE P. 126

Details and availability

**VIEW ALL RESOURCES
ONLINE**





Recycling bins

Individual bins



26L main bin

Fits A4 paper.

Made entirely from recycled materials
(black version only)

[o] Options



5L bin
For food waste



9L bin
For plastic



Lids
For 5L and 9L bins

Made
in France





Collective bins

+ Fun & modular



Volume 60L

Removable plastic bin (included)

Colour-coding and pictograms

For quick and easy sorting of waste

Mobile

Easy to move around

Strong

Sheet steel (1 mm thick)

Options

Linking pieces



Lid

Recommended for the food waste bin



Rear access door



Made in France



PRICE P. 127
Details and availability
VIEW ALL RESOURCES
ONLINE





Coat stands



Wotan

- 8 coat pegs
- 4 bag hooks
- 4 umbrella rings



Basty

- 8 coat pegs
- 4 bag hooks
- 4 umbrella rings



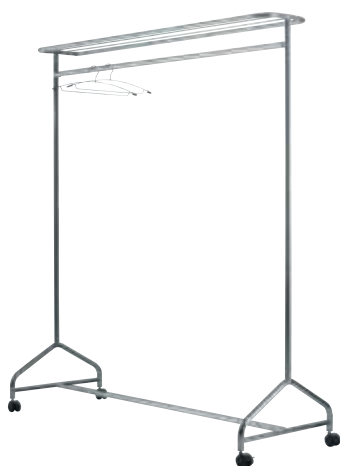
Flora

- 7 coat pegs
- Space for 4 umbrellas



Aloès

- 6 oblong coat pegs
- Space for 2 umbrellas



Mobile clothes rail



Includes hat rack
Rail capacity: 40 coats



Magnetic coat pegs



Attaches to any metal structure. Max. load: 9-11 kg.



Shade card

Wotan



Black

Basty



Chrome

Flora



White



Black

Aloès



Aluminium

PRICE P. 128

Details and availability

[VIEW ALL RESOURCES ONLINE](#)





Whiteboards

Can be affixed to a support horizontally or vertically (includes mounting kit)



Aluminium frame

- Lacquered (90 x 120 cm)
- Enamelled (60 x 90 cm, 90 x 120 cm, 120 x 180 cm)
- Magnetic dry-wipe surface



Without frame

- Lacquered (75 x 115 cm)
- Magnetic dry-wipe surface



Mobile easel

- H. 186 cm
- Magnetic lacquered steel back panel



Accessories kit

Marker pens + magnetic tacks + magnetic brush + cleaner

Noticeboard

Can be affixed to a support horizontally or vertically (includes mounting kit)



Noticeboard

- Natural cork, 12mm thick
- 60 x 90 cm or 90 x 120 cm

PRICE P. 129

Details and availability

VIEW ALL RESOURCES ONLINE



Office accessories



Under-desk drawer

Made from metal
Mounts under worktops



Footrest

Two height-adjustable models

- 2 height settings, 6 tilt angles
- 4 height settings, 4 tilt angles



Metal waste bin

Volume 20L

PRICE P. 130

Details and availability

VIEW ALL RESOURCES ONLINE





Flatscreen monitor arms

Adjustable flatscreen monitor arms allow you to position your screen at the right height and thus prevent back and neck pain

Worktop-mounted?

The advantage of worktop-mounted monitor arms is that they are easy to install on any type of worktop. They can be mounted in different ways: through a cable port or hole, or clamped to the rear edge of the worktop.

Or rail-mounted?

Rail-mounted monitor arms are a space-saving solution that free up the work surface. They are designed to be installed on LUCIEN desktop screens.



All our flatscreen monitor arms comply with the VESA 75 or 100 mm standards



Worktop-mounted

A modular system for 1 or 2 screens

1. Decide what range of extension you need



28 cm range - One-part arm design
1-screen or 2-screen version



43 cm range - Two-part arm design
1-screen or 2-screen version

2. Choose a mount/clamp



3-in-1 mount (D. 25 mm)

- For worktops of thickness 10 to 50 mm
- Clamp mount (clamp depth 25 mm)
- Grommet mount: through a cable port or hole in the worktop



Fixing clamp (D. 65 mm)

- For worktops of thickness 13 to 25 mm
- Suitable for use with with SOLANGE desktop screens



Take your pick of 1-screen or 2-screen clamps and mounts

Need to upgrade from 1 to 2 screens?

Simply order a new 2-screen mount/clamp to supplement your existing monitor arm

Technical characteristics

- Aluminium articulated gas-spring 1-part or 2-part arm (range: 28.3 or 43.3 cm)
- Built-in cable management
- 360° rotation
- Screen size: max. 27 inches
- Max. load: 7 kg (per arm/screen)



Flatscreen monitor arms

Worktop-mounted Economy

- 4-point articulated arm on mast
- 1-screen and 2-screen version
- Screen size: 10 to 32 inches
- Max. load: 8 kg (per arm/screen)
- Clamp mount



For 1 screen



For 2 screens

Standard

- 3-point articulated arm with gas-spring mechanism
- 1-screen and 2-screen versions
- Screen size: 17 to 32 inches
- Max. load: 9 kg (per arm/screen)
- Clamp mount or grommet mount (requires drilled hole in worktop)



Rail-mounted Economy



For 1 screen

- Max. load: 8 kg, W. 13 cm
- 2-point articulated arm



For 1 screen

- Max. load: 6 kg, W. 24.5 cm
- 3-point articulated arm

PRICE P. 131

Details and availability

VIEW ALL RESOURCES
ONLINE



Compatible with LUCIEN desktop screens



Keyboard tray



ABS

Attaches to the underside of a worktop
Includes built-in pen tray
Height-adjustable from 2 to 5 cm

CPU holders



Steel supporting arm

- Choice of finish: Aluminium grey, White or Black
- Recommended for AXEL and LUTZ desks



Steel supporting arm

Aluminium grey finish



Adjustable supporting arm with lashing straps

Aluminium grey finish

Computer workstations



Multi-purpose mobile table

- White melamine table top (25 mm thick)
- Metal structure in Aluminium grey finish



Computer workstation

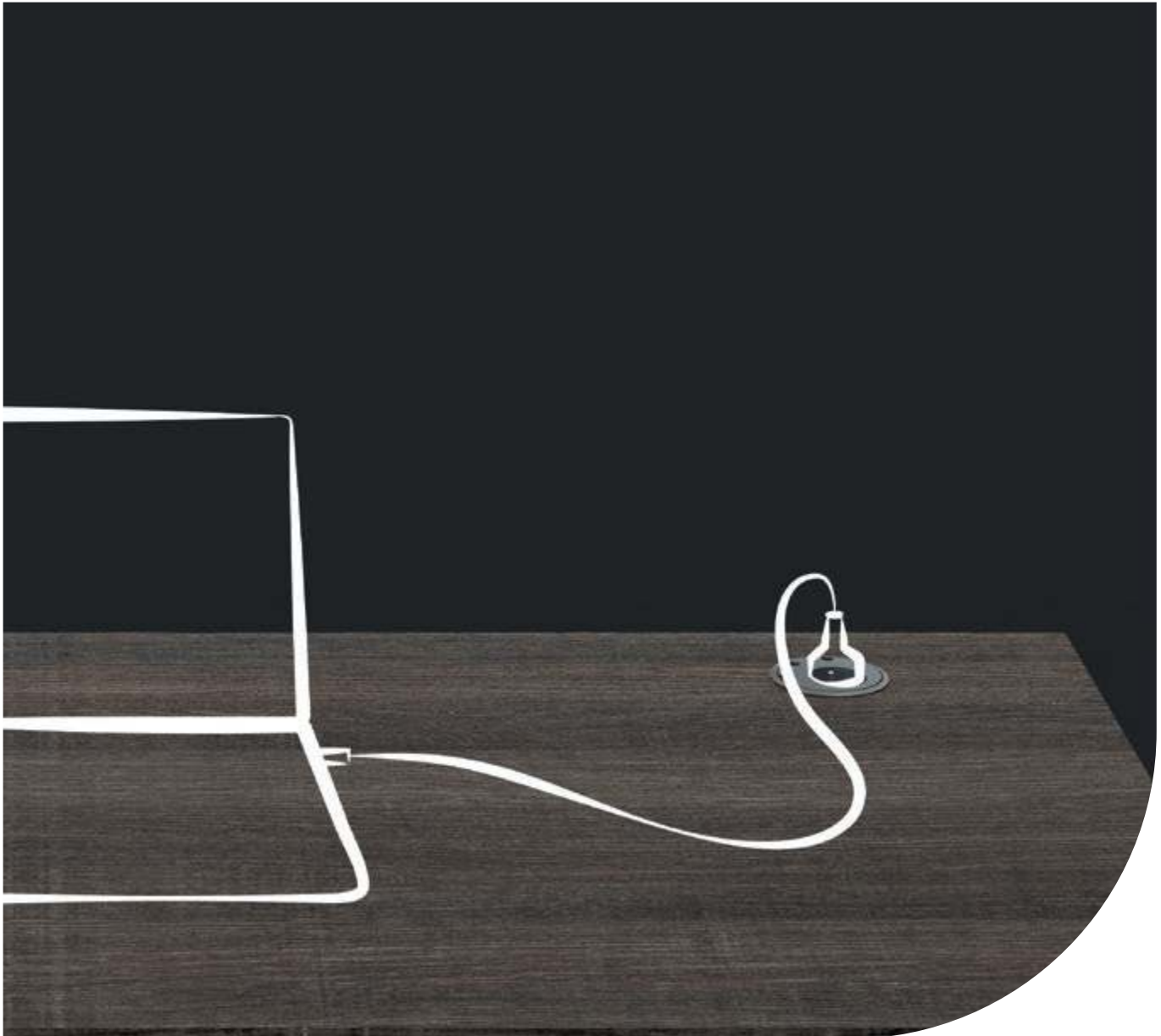
- Melamine worktop in Beech finish (19 mm thick)
- Metal structure in Light grey finish
- Mounted on 4 castors (2 with brakes)

PRICE P. 132

Details and availability

VIEW ALL RESOURCES
ONLINE





Power management

What makes a good power management solution?

Power management is a key consideration when it comes to creating a pleasant, practical workspace for employees. The best solutions are those that are easily accessible, yet discreet and compact at the same time. Users need to be able to plug in their smartphone, tablet, laptop and more. We have a range of solutions to meet different requirements.

PRICE P. 133

Details and availability

ALL CABLE MANAGEMENT
SOLUTIONS ›





For hot-desking scenarios and flexi-spaces

Quick, direct access to power sockets and hardware ports.



Socket ports

- With or without a sliding cover
- Different connections depending on model: high-power PC socket, USB-A or USB-C, RJ45 or HDMI




Table-top power solutions

- Rectangular table-top power dock (mobile or fixed)
- Worktop-mounted socket outlet

For private desks and premium workspaces

Top-access modules for discreet and convenient power management: the socket feeds are concealed for a stylish finish, but still directly accessible.



Soft-closing top-access modules

- One-way top-access module
- Dual hinged top-access module



With or without a socket feed

Choice of hardware ports: USB-A or USB-C, RJ45 or HDMI

Economical solutions

Choose a plain cable port to keep cables tidy, or a trailing socket to place in a cable trough. Cable trough outlets can be accessed via a top-access module, scalloped worktop edge, or sliding worktop.



Plain cable ports



Trailing socket outlets

With high-power PC socket, and choice of hardware ports: USB-A or USB-C, RJ45 or HDMI



Power cables

2 or 3 metres



Cable management

Keeping cables tidy

Having a well-organised workspace boosts employees' concentration and wellbeing, so keeping cables tidy is a must! We have solutions for all kinds of desk set-up, including single- and twin-compartment cable troughs and vertical channels and housings.

PRICE P. 135

Details and availability

ALL CABLE MANAGEMENT
SOLUTIONS ›





Organise cables underneath desks

Our cable troughs and routing brackets can be installed under individual and shared desks.



Metal cable troughs
Single- or twin-compartment



Wireframe cable trough



Cable routing brackets
Set of 2

Conceal vertically routed cables

Choose between rigid cable housings (clip-on or magnetic) or a flexible solution (extendable channel or zipped sheath).



Metal cable housings

- Clip-on version
- Magnetic version



Extendable vertical cable channel
Compatible with fixed and height-adjustable desks



Zipped cable sheath
3 lengths available

Add a modesty panel

Modesty panels are designed to be fitted to individual desks and help keep everything tidy by concealing cables.



Metal modesty panels




Fabric modesty panels

- Can be folded up/down
- Metal plate for additional rigidity

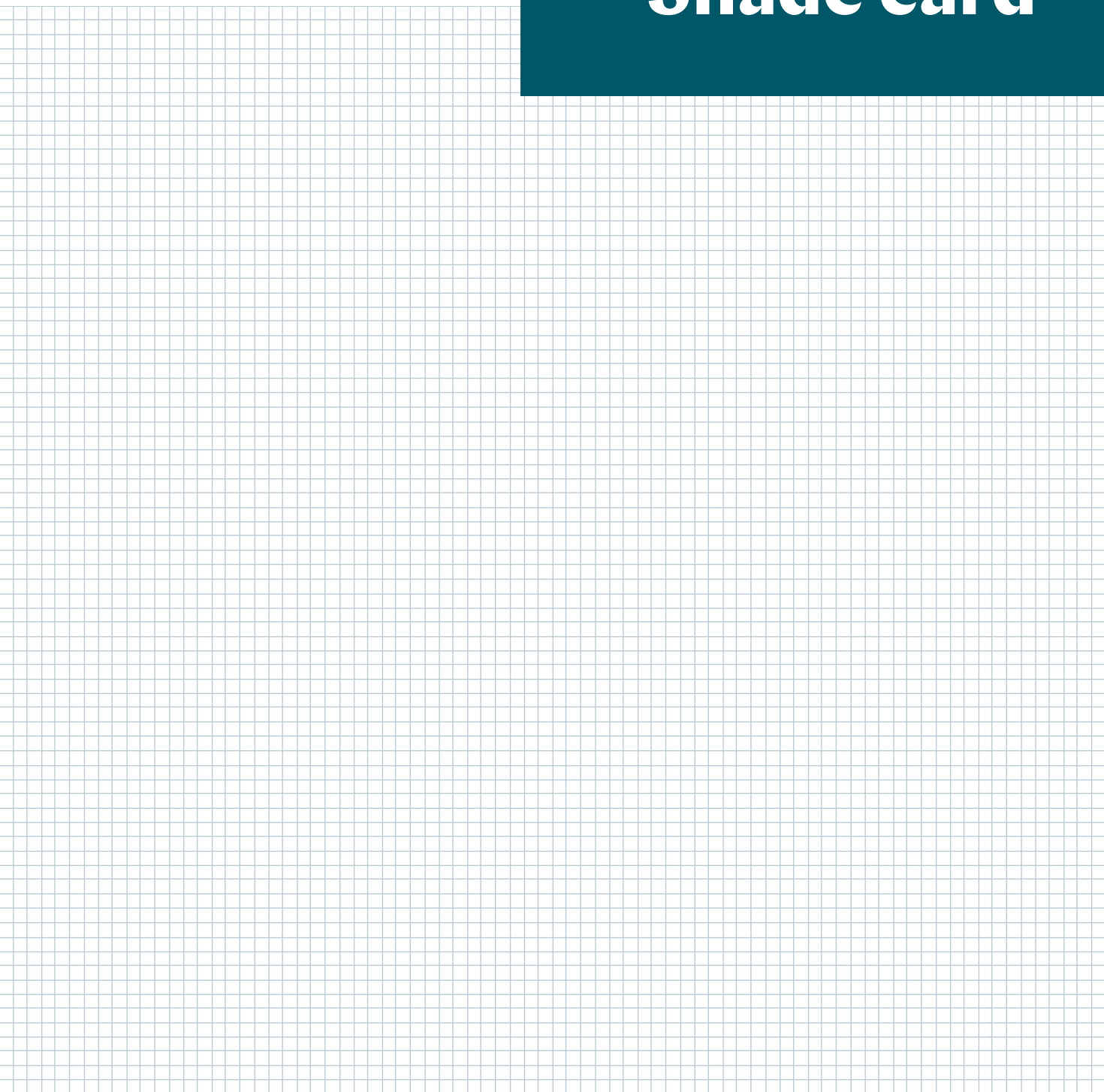


Melamine modesty panels
19 mm thick





Shade card





Melamine wood finishes



MA
White maple



R2
Honfleur beech




RI
Light oak



RZ
Lakeland acacia



R3
Brunswick oak



N8*
Maritime pine



N6
Dark walnut




M9
Coffee oak

Melamine plain colours




MG
Snow white



M5
Mist grey



N7
Pearl grey



N5
Linen




M7
Fjord green



N9
Black

Melamine soft touch



MK
Black velvet




Velvet
touch



Matt
effect

Laminated



HZ
White



VW
Black

*N8 Maritime pine: Plywood edge banding




Linoleum




LU
Slate grey



L4
Taupe grey



L2
Pistachio green



L1
Powder pink

Altuglas®




OA
Satin white

Glass



GS
White

Smooth metal



SO
White



SA/SB*/Z4**
Aluminium grey



SD
Light grey



SG
Black



X1
Graphite grey



X2
Platinum grey



X4
Cobalt blue




X8
Pale green



SH
Brick red



ST
English green




ZC
Oyster white




Z3
Brass


Textured metal




ZO
White



SC
Graphite grey



SU
Mouse grey



ZP
Black

*SB: exclusive to Storage units

**Z4: exclusive to Desks AXEL & LUTZ




Bondai (Cat. A)



KD
Cloud grey



KA
Storm grey



KE
Black


Chili (Cat. B)




BC
Mottled light grey




BD
Black



BF
Mottled frosty blue




BG
Mottled celadon



BH
Mottled midnight blue



BJ
Mottled opaline




BK
Mottled olive green




BL
Mottled salmon



BM
Mottled beige



BO
Mottled turmeric




BN
Mottled cocoa

Step/Step Mélange (Cat. B)




E5
Light grey




A6
Black




E4
Water-green




A4
Petroleum blue



A3
Navy blue




A1
Bamboo




A9
English green




A2
Beige



A5
Mustard yellow




E6
Brick red



B5
Mottled light grey



B1
Mottled graphite grey




E7
Mottled aqua



B4
Mottled denim blue



B6
Mottled navy blue



B2
Mottled bamboo



E8
Mottled olive green



B3
Mottled beige




E9
Mottled mustard yellow



B7
Mottled dark brown



Secret (Cat. C)



CA
Pearl grey



CB
Black




CC
Charcoal blue



CD
Hazelnut



CE
Olive green



CF
Dark sage green



CG
Clay




CH
Taupe



CI
Garnet red

Fenice (Cat. D)



DA
Mottled light grey



DB
Mottled graphite grey



CQ
Black



CJ
Mottled light blue



DC
Mottled dark blue



DF
Mottled celadon



DE
Mottled olive green



DG
Mottled dark green




DH
Powder pink



DZ
Dark sienna



DD
Mottled cocoa



DI
Mottled turmeric




DJ
Mottled rust red

Vogue (Cat. D)




LA
Light grey



LB
Black



LC
Olive green




LD
Mustard yellow




LE
Horizon blue




LF
Smoke blue



LG
Beige




LH
Dusty pink



LI
Burgundy

Leather (Cat. E)



YB
Black

OVERVIEW OF FINISHES



SEE DETAILS ON AVAILABLE FINISHES FOR EACH RANGE PRICE LIST P. 142





Technical specifications

Melamine Laminate Linoleum	Melamine					Laminate	Linoleum
	Thick 19 mm		Thick 25 mm	Thick 30 mm	Thick 38 mm	Thick 23.6 mm	Thick 20.6 mm
	Worktops	Doors / Shells / Cladding	Worktops	Worktops	Worktops	Worktops	Worktops
Double-sided anti-reflective coating	✓	✓	✓	✓	✓	✓	Anti-static properties
Finishes	MG - RI	All	All	MG - RI	MG - RI - N6 - M9	HZ - VW	LU - L1 - L2 - L4
MK Black velvet finish Matt, highly resistant to fingerprints/smudging. High-quality multi-layer coating	-	-	✓	-	-	-	-
Shock-resistant, with rounded edges ⁽¹⁾	✓	✓	✓	✓	✓	✓	Plywood edging
Antibacterial (except MK Black velvet)	✓	✓	✓	✓	✓	✓ Sanitized® treated	✓
Density ⁽²⁾	620 > 690 kg/m ³		600 > 670 kg/m ³	640 kg/m ³	630 kg/m ³	650 kg/m ³	750 kg/m ³
PEFC (sourced from sustainably managed forests)	✓	✓	✓	✓	✓	✓	✓
E1 certified (compliant with standard EN 717-2)	✓	✓	✓	✓	✓	✓	✓
Fire rating (compliant with standard EN 13501-1)	Rating M3 (EUROCLASS D-S2, d0) for all finishes; rating M2 for White MG.						
% made from recycled materials	40 to 50%. Shades R3, M9, N9, MK, N7 and N8 are Cradle to Cradle Certified.					40%	28%
% that can be recycled	100%					100%	28%
Cleaning	Wipe with a damp cloth and soapy water (soft lint-free cloth for linoleum and Black velvet MK). Do not use abrasive products or detergents.						

*(1) Edge banding in matching finish to worktops, except for N8 worktops (specific plywood edging) and laminated worktops from the Evasion range.
ABS edge banding thk 2 mm (predominantly) or 1 mm straight edges*

(2) Density: Tolerance +/- 10%



Technical specifications

Fabric	Composition	Weight	Abrasion resistance	Light fastness	Fastness to rubbing	Flammability	Environment
Bondai Cat. A	100% polyester	350 g/ml (lm) 250 g/m ² ±5%	150 000 EN ISO 12947-2	6 EN ISO 105-B02	4-5 EN ISO 105 x 12 Wet/Dry	EN 1021 - 1&2 BS 7176 BS 5852 Crib5	STANDARD 100 by OEKO-TEX®
Chili Cat. B	100% flame-retardant post-consumer recycled polyester (FR inside fibres)	470 g/ml (lm) (15.16 oz / lin yd)	60 000 EN ISO 12947-2	5-8 EN ISO 105-B02	4-5 EN ISO 105 x 12 Wet/Dry	EN 1021 - 1&2 NFP 92-503/504/505 M1 NF D 60-013 AM18 BS 7176 BS 5852 Crib 5 DIN 4102 B1 EN 13501	STANDARD 100 by OEKO-TEX® 100% recycled fabric Low emission of VOC
Step Step Melange Cat. B	100% trevira® CS	470 g/m ² (15.16 oz / lin yd)	100 000 EN ISO 12947-2	5-7 EN ISO 105-B02	4-5 EN ISO 105 x 12 Wet/Dry	EN 1021 - 1&2 NFP 92-503/504/505 M1 NF D 60-013 AM18 BS 7176 BS 5852 Crib 5 DIN 4102 B1 EN 13501	STANDARD 100 by OEKO-TEX® EU Ecolabel Non-metallic dyestuffs Low emission of VOC
Secret Cat. C	76% PVC - 22% PES - 2% PU Antibacterial protection	540 g/ml (lm) ±10 g/m ²	60 000 EN ISO 5470-2	6-7 EN ISO 105-B02	5-5 EN ISO 105 x 12 Wet/Dry	EN 1021 - 1&2 BS 5852 1&2 UNI 9175 class 1IM TB 117:2013	Phthalate-free
Fenice Cat. D	75% wool 25% PA	335 g/m ² ±7% 500 g/ml (lm) ±7%	100 000 ±20% EN ISO 5470-2	6 ±1% EN ISO 105-B02	4-5 EN ISO 105 x 12 Wet/Dry	EN 1021 - 1&2 BS 5852 Crib 5 CLASS 1 IM CALIFORNIA TB 117	Recyclable fabric
Vogue Cat. D	100% polyester trevira CS	700 g/ml (lm) 500 g/m ²	200 000 EN ISO 12947-2	6 EN ISO 105-B02	4-5 EN ISO 105 x 12 Wet/Dry	EN 1021 - 1&2 NFP 92-501-7 M1 NF D 60-013 AM18 BS 7176 BS 5852 Crib 5 DIN 4102 B1 CA UNI 9174 UNI 8456 CALIFORNIA TB 117 IMO for upholstery Part 8	STANDARD 100 by OEKO-TEX®

Index



A	Accessories for rails	121 - 123 - 129	L	LEON	218
	ALTER	222		LINE	256
	ANTHRA+	249		Lockers	136 - 140 - 152 - 272
	ARIAL desks	106		LUCIE	202
	ARIAL meeting table	168		LUCIEN	123
	ARIV	144		LUTZ	92
	ARMAND	140	M	MANHATTAN	213
	ATTITUD	211		MARGOT	28
	AXEL	86		MARTIN	180
B	Bench seats	22 - 28 - 184		MEETING+	248
	Bench units	54 - 55		Meeting accessories	273
	Benches	153 - 196		Melamine pedestals	130 - 133
	BIP	34		MELINA	130
C	Cable management	280 - 281		Metal pedestals	134
	Cable troughs	281		MIA	223
	CAMILLE	136		Mobile desks	92 - 106
	Chairs - 24H Pro	226		Modesty panels	281
	Chairs - Draughtsman	216 - 220 - 227		MODULO	164
	Chairs - Multi-purpose	227		MOKA	70
	Chairs - Polyurethane	227	N	NAVERT	146
	CHATBOX	184		Noticeboards	273
	CHEST	39	O	Office accessories	273
	CLARA	201		Open storage box	133
	COACH ERGO	214		OPUS	215
	Coat stands - Coat pegs	272		OSCAR	220
	Computer workstations	277	P	PING	178
	CONNECT	100		Plain cable ports	278
	CPU holders	277		Power management solutions	279
D	Decorative plants	268	R	Reception counters	42 - 48
	Desk lamps	266		Recycling bins	270
	Desktop screens	116 - 122 - 123		RIO	74
E	Easel	273		ROBIN desks	96
	Economy melamine pedestals	133		ROBIN executive desks	78
	ELIOTT	216		ROBIN meeting tables	174
	ELOISE	194		ROMY	236
	ELTON	212 - 234		ROSALIE bench units	55
	E-MEETING	176		ROSALIE chairs	246
	EMI chairs	240	S	SCOTT	244
	EMI table	192		Self-assembly cupboards	148
	EVASION chairs	250		SEVEN	210
	EVASION bench units	54		Shelving	150 - 151
	EVASION tables	198		Socket outlets	279
F	Filing cabinets	148		Sofas	22 - 28 - 38 - 39
	Flatscreen monitor arms	274		SOFIA	252
	Flip-top tables	188		SOLANGE	116
	Floor lamps	267		SOSI bench units	55
	Footrest	273		SPOON	260
	FORSTYL	114		Stools	246 - 250 - 252 - 254 - 258 - 260 - 261
	Free-standing screens	116 - 122	T	Tables - Easy-access tables	191
G	GALWAY	38		Tables - Folding	193
	GELATI	258		Tables - Low tables	40
	GEO	249		Tables - Multi-purpose tables	190
	GLOBE XXL	226		Tables - Outdoor	202 - 203
	GRETA	48		Tambour door cupboards	144 - 146
	GUEST	42		TARA	254
	GUSTAVE	128		TIC	261
H	HARLY	213		TOM	224
	Home office	82 - 92 - 220 - 234		Top access modules	279
	HOMERE	82		TOWER pedestals	128
I	IDOL	110		TWINS	122
	INVENTIV	232	W	Waste bins	273
	IRIS	203		Whiteboards	273
	ISABEL	230	Z	ZELIE	22
J	JAMES	126			
K	KARA	64			
	KARL	60 - 158			
	Keyboard tray	277			





Furniture available from stock
Quick delivery & installation